

MONTHLY CASH PROGRAM
 For the period ended 30 November 2015
 (with December 2015 Projection)


Department : BASES CONVERSION AND DEVELOPMENT AUTHORITY
 Fund : CORPORATE FUNDS

PARTICULARS (In Thousands)	TOTAL	ACTUAL											PROJECTION
		JAN	FEB	MAR	APR	MAY	JUN	JUL	AUG	SEP	OCT	NOV	DEC
CURRENT YEAR BUDGET													
PERSONAL SERVICES	251,502	10,174	15,368	15,399	24,289	32,187	42,937	14,898	14,527	28,999	14,363	11,972	26,389
MOOE													
Operating Expenses	905,692	21,333	88,531	24,612	80,229	50,079	22,532	37,721	32,621	35,983	89,105	395,807	27,139
Subic Clark Tarlac Expressway	1,268,266	-	2,411	440,569	316	66,678	345	530	522	556,283	3,327	1,336	195,949
CAPITAL OUTLAYS													
Non-Infrastructure	6,819				175		366			28	926	140	5,184
Infrastructure Projects	-												
Clark Green City Project	27,571	2,708	1,044	1,520	182	2,799	333	1,473	2,012	1,100	1,241	878	12,281
Subsidiaries	312,978		128,412			8,563	10,575	28,266	7,130	8,616	12,247		109,169
GRAND TOTAL	2,772,828	34,215	235,766	482,100	105,191	160,306	77,088	82,888	56,812	631,009	121,209	410,133	376,111


Prepared By:

for 
HEDDA Y. RULONA
 Department Manager III

Recommending Approval:


NENA D. RADO
 Vice President for Finance

Approved by:


ARNEL PACIANO D. CASANOVA, Esq.
 President and Chief Executive Officer

ESTIMATED MONTHLY CASH RECEIPTS
For the period ended 30 November 2015
(with December 2015 Projection)

Department : BASES CONVERSION AND DEVELOPMENT AUTHORITY
Fund : CORPORATE FUNDS

CLASSIFICATION/SOURCES OF RECEIPTS (In Thousands)	LEGAL BASIS	CY2014	ACTUAL												PROJECTION	Total
			JAN	FEB	MAR	APR	MAY	JUN	JUL	AUG	SEP	OCT	NOV	DEC		
Joint Venture Proceeds		1,371,896		280,000		873,414		125,830	1,618,164					413,910	368,849	3,680,167
Lease Proceeds	RA 7227 as	647,711	12,700	3,001	44,776	143,251		124,386	14,251	190,453	30,545	10,371			83,166	656,900
Sales Proceeds	amended by	122,783	81,866	8,234	14,088	6,028	11,448	6,072	2,313	4,259	9,531	2,199	2,005			148,043
New Sources of Revenue	RA 7917	1,409,593		8,067			135,813			3,348	2,500	128,678				278,406
Revenues from the Zone		77,719	16,007	4,120	9,905	4,488	4,318	10,747	8,303	8,668	5,395	10,403	4,762	14,960	102,076	
Toll Revenues		1,211,676	128,242	108,589	123,945	145,380	141,177	131,065	114,290	99,308	123,005	94,965	3,448,875	54,470	4,713,311	
Other Receipts																
Dividend Income - FBDC		1,800,000			450,000					166,008						616,008
Interest Income		124,784	890	4,974	25,955	7,522	36,272	2,195	750	4,854	20,615	2,226	55,146	11,973	173,372	
Dividend Income - CDC		110,000														
Miscellaneous Receipts		197,844	2,636	45,309	18,946	2,535	58,904	6,861	47,992	3,483	29,622	48,252	9,375	1,250	275,165	
GRAND TOTAL		7,074,006	242,341	462,294	687,615	1,182,618	387,932	407,156	1,806,063	480,381	221,213	297,094	3,934,073	534,668	10,643,448	


Prepared By:


HEDDA Y. RULONA
 Department Manager III

Recommending Approval:


NENA D. RADOC
 Vice President for Finance

Approved by:


ARNEL PACIANO D. CASANOVA, Esq.
 President and Chief Executive Officer

FINANCIAL REPORT OF OPERATION
For the period ended 30 November 2015

Department: BASES CONVERSION AND DEVELOPMENT AUTHORITY
Fund : CORPORATE FUNDS

PARTICULARS (In Thousands)	APPROVED BUDGET	OBLIGATIONS INCURRED	BUDGET BALANCE
CURRENT YEAR BUDGET			
GENERAL ADMINISTRATION AND SUPPORT SERVICES			
Personal Services	154,372	107,184	47,188
Maintenance and Other Operating Expenses	381,266	21,988	359,278
Capital Outlays - Non-Infrastructure	14,399	347	14,052
SUPPORT TO OPERATIONS			
Personal Services	111,430	97,586	13,844
Maintenance and Other Operating Expenses	507,529	223,613	283,916
Capital Outlays - Non-Infrastructure	21,375	1,288	20,087
OPERATIONS			
Personal Services	50,797	24,461	26,336
Maintenance and Other Operating Expenses	193,541	23,508	170,033
Capital Outlays - Non-Infrastructure	1,025		1,025
PROJECTS			
Infrastructure Projects	139,518		139,518
Subic Clark Tarlac Expressway	2,337,236	1,205,898	1,131,338
Clark Green City Project	1,107,538	15,290	1,092,248
Special Projects	72,025	1,268	70,757
Share of Beneficiary Agencies	2,051,516	2,146,234	(94,718)
Subsidiaries	314,992	203,811	111,181
GRAND TOTAL	7,458,559	4,072,476	3,386,083

Prepared By:



HEDDA Y. RULONA
Department Manager III

Recommending Approval:



NENA D. RADO
Vice President for Finance

Approved by:



ARNEL PACIANO D. CASANOVA, Esq.
President and Chief Executive Officer

BCDA
Bases Conversion and
Development Authority

Budget Department


CB2015-1313

MONTHLY REPORT OF CASH RECEIPTS
For the period ended 30 November 2015


Department : BASES CONVERSION AND DEVELOPMENT AUTHORITY
Fund : CORPORATE FUNDS

CLASSIFICATION/ SOURCES OF RECEIPTS (In Thousands)	Actual Receipts											TOTAL COLLECTIONS	CUMULATIVE INCOME DEPOSITED IN BTR	REMARKS
	January	February	March	April	May	June	July	August	September	October	November			
JV Proceeds		280,000		873,414		125,830	1,618,164				413,910	3,311,318		
Lease Proceeds	12,700	3,001	44,776	143,251		124,386	14,251	190,453	30,545	10,371		573,734		
Sales Proceeds	81,866	8,234	14,088	6,028	11,448	6,072	2,313	4,259	9,531	2,199	2,005	148,043		
New Sources of Revenue		8,067			135,813			3,348	2,500	128,678		278,406		
Revenues from the Zone	16,007	4,120	9,905	4,488	4,318	10,747	8,303	8,668	5,395	10,403	4,762	87,116		
Toll Revenues	128,242	108,589	123,945	145,380	141,177	131,065	114,290	99,308	123,005	94,965	3,448,875	4,658,841		
Other Receipts	3,526	50,283	494,901	10,057	95,176	9,056	48,742	174,345	50,237	50,478	64,521	1,051,322		
Dividend Income - FBDC			450,000					166,008				616,008		
Interest Income	890	4,974	25,955	7,522	36,272	2,195	750	4,854	20,615	2,226	55,146	161,399		
Dividend Income - CDC														
Miscellaneous Receipts	2,636	45,309	18,946	2,535	58,904	6,861	47,992	3,483	29,622	48,252	9,375	273,915		
Remittance to BTR													1,701,815	Per RA 7917 & EO 309
Dividends Declaration													500,000	Per RA 7656
GRAND TOTAL	242,341	462,294	687,615	1,182,618	387,932	407,156	1,806,063	480,381	221,213	297,094	3,934,073	10,108,780	2,201,815	


Prepared By:


HPDDA Y. RULONA
Department Manager III

Recommending Approval:


NENA D. RADOC
Vice President for Finance

Approved by:


ARNEL PACIANO D. CASANOVA, Esq.
President and Chief Executive Officer