

**MONTHLY CASH PROGRAM**  
For the period ended 31 July 2016

**Department :** BASES CONVERSION AND DEVELOPMENT AUTHORITY

**Fund :** CORPORATE FUNDS

PARTICULARS (In Thousands)	ACTUAL							PROJECTIONS					Total
	JAN	FEB	MAR	APR	MAY	JUN	JUL	AUG	SEP	OCT	NOV	DEC	
Personal Services	10,979	16,017	18,086	21,764	38,233	16,903	21,037	16,182	76,678	61,931	17,470	30,855	346,135
Maintenance and Other Operating Expenses													
Operating Expenses	10,759	59,039	40,889	35,673	54,013	52,223	37,630	48,220	43,316	38,896	39,044	44,030	503,732
Subic Clark Tarlac Expressway	372	560	490,727	560		970	210	27,095	589,512	30,000	30,000	264,882	1,434,888
Remittances to BTr												2,566,511	2,566,511
Capital Outlay													
Furniture, Fixtures and Equipment		13	947			37		2,095	3,000	8,530	8,380	14,144	37,146
Infrastructure Projects								1,000		2,025			3,025
Clark Green City Project	2,937	3,271	10,792	3,429	7,112	7,059	5,259	255,291	217,743	104,500	180,492	466,565	1,264,450
Subsidiaries		129,060		401,164	4,632		3,221		104,713			163,222	806,012
Prior Years Obligations	92,409	54,234	4,057,337	15,448	41,343	9,573	22,465	15,932	9,004	12,855	14,757	617,380	4,962,737
<b>GRAND TOTAL</b>	<b>117,456</b>	<b>262,194</b>	<b>4,618,778</b>	<b>478,038</b>	<b>145,333</b>	<b>86,765</b>	<b>89,822</b>	<b>365,815</b>	<b>1,043,966</b>	<b>258,737</b>	<b>290,143</b>	<b>4,167,589</b>	<b>11,924,636</b>

Prepared By:




**HEDDA Y. RULONA**  
Department Manager III

Recommending Approval:



**NENA D. RADO**  
Vice President for Finance

Approved by:




**VIVENCIO B. PIZON**  
President and Chief Executive Officer

**ESTIMATED MONTHLY CASH RECEIPTS**  
For the period ended 31 July 2016

Department : BASES CONVERSION AND DEVELOPMENT AUTHORITY  
Fund : CORPORATE FUNDS


CLASSIFICATION/SOURCES OF RECEIPTS (In Thousands)	LEGAL BASIS	2015	ACTUAL							PROJECTIONS					Total
			JAN	FEB	MAR	APR	MAY	JUN	JUL	AUG	SEP	OCT	NOV	DEC	
Joint Venture Proceeds	RA 7227 as amended by RA 7917	3,680,167							118,164	873,414		306,616	86,790	145,475	1,530,459
Lease Proceeds		662,748	13,907	190,839	60,360	151,517		125,588	13,228		30,861	5,205	6,985	15,000	613,490
Sales Proceeds		420,590	83,221	1,628	4,535	575	4,597	628	676			1,159,002		582,000	1,836,862
Clark Green City Project			144,000												144,000
Concession Fees		4,713,311	79,517	67,690	62,895	80,529	68,980	88,466	70,216	69,593	64,083	64,083	64,083	64,087	844,222
Other Receipts															
Dividend Income - FBDC		616,008										450,000			450,000
NG Subsidy - CDC						401,164						71,317			119,683
Interest Income		168,830	12,175	6,301	114,218	4,498	35,350	2,775	4,849	10,417	10,417	10,417	10,417	10,413	232,247
BTPI Atmanda Property									11,746						11,746
Miscellaneous Receipts	409,463	24,265	5,360	17,380	69,284	17,386	21,664	9,963	11,958	9,084	11,558	13,288	12,277	223,467	
<b>GRAND TOTAL</b>		<b>10,671,117</b>	<b>357,085</b>	<b>271,818</b>	<b>259,388</b>	<b>707,567</b>	<b>126,313</b>	<b>239,121</b>	<b>228,842</b>	<b>965,382</b>	<b>635,762</b>	<b>1,556,881</b>	<b>181,563</b>	<b>948,935</b>	<b>6,478,657</b>

Prepared By:




HEDDA Y. RULONA  
Department Manager III

Recommending Approval:



NEENA D. RADO  
Vice President for Finance

Approved by:




VIVENCIO B. DIZON  
President and Chief Executive Officer

**FINANCIAL REPORT OF OPERATION**  
For the period ended 31 July 2016

**Department:** BASES CONVERSION AND DEVELOPMENT AUTHORITY  
**Fund** : CORPORATE FUNDS


<b>PARTICULARS</b> <b>(In Thousands)</b>	<b>APPROVED BUDGET</b>	<b>OBLIGATIONS INCURRED</b>	<b>BUDGET BALANCE</b>
General Administration and Support Services			
Personal Services	143,285	67,068	76,217
Maintenance and Other Operating Expenses	172,950	42,334	130,616
Capital Outlays - Furniture, Fixtures and Equipment	19,513	56	19,457
Support to Operations			
Personal Services	185,839	52,559	133,280
Maintenance and Other Operating Expenses	415,012	62,891	352,121
Capital Outlays - Furniture, Fixtures and Equipment	17,884	928	16,956
Operations			
Personal Services	49,332	27,284	22,048
Maintenance and Other Operating Expenses	234,612	12,388	222,224
Capital Outlays - Furniture, Fixtures and Equipment	67	13	54
Projects			
Infrastructure Projects	988,500		988,500
Subic Clark Tarlac Expressway	1,434,888	615,687	819,201
Clark Green City Project	3,309,113	39,860	3,269,253
Remittances to BTr	2,566,511	494,723	2,071,788
Subsidiaries	831,012	538,077	292,935
Prior Years Obligations	4,962,737	4,292,809	669,928
<b>GRAND TOTAL</b>	<b>15,331,255</b>	<b>6,246,677</b>	<b>9,084,578</b>

Prepared By:



**HEDDA Y. RULONA**  
Department Manager III

Recommending Approval:



**NEMA D. RADO**  
Vice President for Finance

Approved by:




**VIVENCIO B. DIZON**  
President and Chief Executive Officer

**MONTHLY REPORT OF CASH RECEIPTS**  
For the period ended 31 July 2016

**Department :** BASES CONVERSION AND DEVELOPMENT AUTHORITY  
**Fund :** CORPORATE FUNDS


CLASSIFICATION/ SOURCES OF RECEIPTS (In Thousands)	Actual Receipts							TOTAL COLLECTIONS	CUMULATIVE INCOME DEPOSITED IN BTR	REMARKS
	January	February	March	April	May	June	July			
JV Proceeds							118,164	118,164		
Lease Proceeds	13,907	190,839	60,360	151,517		125,588	13,228	555,439		
Sales Proceeds	83,221	1,628	4,535	575	4,597	628	676	95,860		
Clark Green City Project	144,000							144,000		
Concession Fees	79,517	67,690	62,895	80,529	68,980	88,466	70,216	518,293		
Other Receipts	36,440	11,661	131,598	474,946	52,736	24,439	26,558	758,378		
Remittance to BTR									3,470,791,673	Per RA 7917 & EO 309
DOF Guarantee Fees									370,926,572	
Dividends Declaration									88,281,755	Per RA 7656
Retirement of NG Initial Equity Contribution									70,000,000	RA 7227 Section 6
<b>GRAND TOTAL</b>	<b>357,085</b>	<b>271,818</b>	<b>259,388</b>	<b>707,567</b>	<b>126,313</b>	<b>239,121</b>	<b>228,842</b>	<b>2,190,134</b>	<b>4,000,000,000</b>	

Prepared By:



**HEDDA Y. RULONA**  
Department Manager III

Recommending Approval:



**NENA D. RADOC**  
Vice President for Finance

Approved by:



**VIVENCIO B. DIZON**  
President and Chief Executive Officer