

**MONTHLY CASH PROGRAM**  
For the period ended 31 January 2016

**Department :** BASES CONVERSION AND DEVELOPMENT AUTHORITY  
**Fund :** CORPORATE FUNDS


PARTICULARS (In Thousands)	ACTUAL	PROJECTIONS											Total
	JAN	FEB	MAR	APR	MAY	JUN	JUL	AUG	SEP	OCT	NOV	DEC	
Personal Services	11,076	21,054	19,251	16,196	20,901	18,321	25,310	31,701	18,221	31,501	20,801	47,442	281,775
Maintenance and Other Operating Expenses													
Operating Expenses	9,620	43,001	81,165	35,354	31,633	49,290	51,180	43,499	60,016	51,346	46,494	61,830	564,428
Subic Clark Tarlac Expressway	372	1,000	591,214			27,089		16,540	590,316	18,903		35,454	1,280,888
Share of Beneficiary Agencies			70,000									2,610,331	2,680,331
Capital Outlay													
Furniture, Fixtures and Equipment			815	250	9,750	750	250	2,000		7,530	7,380	5,550	34,275
Infrastructure Projects						2,350	1,500	6,650	6,025	4,600	5,400	144,150	170,675
Clark Green City Project	2,937	20,860	102,095	125,780	102,676	102,237	146,495	120,955	215,743	64,500	117,970	235,674	1,357,922
Subsidiaries		129,060	25,000	18,766			18,766		18,766			18,765	229,123
Prior Years Obligations	86,383	149,067	3,723,576	151,656	619,276	28,758	56,859	15,932	9,004	12,855	6,375	224,688	5,084,429
<b>GRAND TOTAL</b>	<b>110,388</b>	<b>364,042</b>	<b>4,613,116</b>	<b>348,002</b>	<b>784,236</b>	<b>228,795</b>	<b>300,360</b>	<b>237,277</b>	<b>918,091</b>	<b>191,235</b>	<b>204,420</b>	<b>3,383,884</b>	<b>11,683,846</b>

Prepared By:




**HEDDA Y. RULONA**  
Department Manager III

Recommending Approval:



**NENA D. RADO**  
Vice President for Finance

Approved by:




**ARNEL PACIANO D. CASANOVA, Esq.**  
President and Chief Executive Officer

**ESTIMATED MONTHLY CASH RECEIPTS**  
For the period ended 31 January 2016

Department : BASES CONVERSION AND DEVELOPMENT AUTHORITY  
Fund : CORPORATE FUNDS

CLASSIFICATION/SOURCES OF RECEIPTS (In Thousands)	LEGAL BASIS	2015	PROJECTIONS												Total		
			ACTUAL	FEB	MAR	APR	MAY	JUN	JUL	AUG	SEP	OCT	NOV	DEC			
			JAN														
Joint Venture Proceeds	RA 7227 as amended by RA 7917	3,680,167				873,414				118,164			334,872	86,790	145,475	1,558,715	
Lease Proceeds		662,748	13,907	193,604	55,257	178,197		124,749	13,906		30,861	4,229	6,985	15,000	636,695		
Sales Proceeds		420,590	83,221					432,000							1,309,002	1,824,223	
Clark Green City Project				144,000											50,000	194,000	
Concession Fees		4,713,311	79,517	67,690	64,083	64,083	64,083	64,083	64,083	64,083	64,083	64,083	64,083	64,083	64,087	788,041	
Other Receipts																	
Dividend Income - FBDC		616,008					450,000										450,000
Interest Income		168,830	12,175	10,417	10,417	10,417	10,417	10,417	10,417	10,417	10,417	10,417	10,417	10,417	10,413	126,758	
Miscellaneous Receipts		409,463	24,265	11,271	12,834	9,834	21,348	9,834	9,834	21,348	9,834	9,834	9,834	21,292	11,315	172,843	
<b>GRAND TOTAL</b>			<b>10,671,117</b>	<b>357,085</b>	<b>282,982</b>	<b>142,591</b>	<b>1,585,945</b>	<b>95,848</b>	<b>641,083</b>	<b>216,404</b>	<b>95,848</b>	<b>115,195</b>	<b>423,435</b>	<b>189,567</b>	<b>1,605,292</b>	<b>5,751,275</b>	


Prepared By:

  
 \_\_\_\_\_  
**HEDDA Y. RULONA**  
 Department Manager III

Recommending Approval:

  
 \_\_\_\_\_  
**NENA D. RADO**  
 Vice President for Finance

Approved by:

  
 \_\_\_\_\_  
**ARNEL PACIANO D. CASANOVA, Esq.**  
 President and Chief Executive Officer

**FINANCIAL REPORT OF OPERATION**  
For the period ended 31 January 2016


**Department:** BASES CONVERSION AND DEVELOPMENT AUTHORITY  
**Fund** : CORPORATE FUNDS

PARTICULARS (In Thousands)	APPROVED BUDGET	OBLIGATIONS INCURRED	BUDGET BALANCE
General Administration and Support Services			
Personal Services	143,285	6,498	136,787
Maintenance and Other Operating Expenses	152,351	161	152,190
Capital Outlays - Furniture, Fixtures and Equipment	22,013		22,013
Support to Operations			
Personal Services	125,839	5,347	120,492
Maintenance and Other Operating Expenses	398,093	555	397,538
Capital Outlays - Furniture, Fixtures and Equipment	12,194		12,194
Operations			
Personal Services	49,332	3,141	46,191
Maintenance and Other Operating Expenses	234,612	8,904	225,708
Capital Outlays - Furniture, Fixtures and Equipment	68		68
Projects			
Infrastructure Projects	988,500		988,500
Subic Clark Tarlac Expressway	1,280,888	372	1,280,516
Clark Green City Project	3,307,113	2,937	3,304,176
Share of Beneficiary Agencies	2,636,511	60,989	2,575,522
Subsidiaries	229,123		229,123
Prior Years Obligations	5,084,429	86,383	4,998,046
<b>GRAND TOTAL</b>	<b>14,664,351</b>	<b>175,287</b>	<b>14,489,064</b>

Prepared By:

  
\_\_\_\_\_  
**HEDDA Y. RULONA**  
Department Manager III

Recommending Approval:

  
\_\_\_\_\_  
**NENA D. RADO**  
Vice President for Finance

Approved by:

  
\_\_\_\_\_  
**ARNEL PACIANO D. CASANOVA, Esq.**  
President and Chief Executive Officer

**BCDA**  
Bases Conversion and  
Development Authority

**Budget Department**  
  
**CB2016 - 0216**

**MONTHLY REPORT OF CASH RECEIPTS**  
For the period ended 31 January 2016

**Department :** BASES CONVERSION AND DEVELOPMENT AUTHORITY  
**Fund :** CORPORATE FUNDS

CLASSIFICATION/ SOURCES OF RECEIPTS (In Thousands)	Actual Receipts	TOTAL COLLECTIONS	CUMULATIVE INCOME DEPOSITED IN BTR	REMARKS
	January			
Lease Proceeds	13,907	13,907		
Sales Proceeds	83,221	83,221		
Clark Green City Project	144,000	144,000		
Concession Fees	79,517	79,517		
Other Receipts	36,440	36,440		
<b>GRAND TOTAL</b>	<b>357,085</b>	<b>357,085</b>		

Prepared By:



**HEDDA Y. RULONA**  
Department Manager III

Recommending Approval:



**NEMA D. RADO**  
Vice President for Finance

Approved by:



**ARNEL PACIANO D. CASANOVA, Esq.**  
President and Chief Executive Officer