


**MONTHLY CASH PROGRAM**  
**For the period ended February 2015**  
**(with Projections up to December 2015)**

**Department :** BASES CONVERSION AND DEVELOPMENT AUTHORITY  
**Fund :** CORPORATE FUNDS

PARTICULARS (In Thousands)	TOTAL	ACTUAL		PROJECTION									
		JAN	FEB	MAR	APR	MAY	JUN	JUL	AUG	SEP	OCT	NOV	DEC
CURRENT YEAR BUDGET													
PERSONAL SERVICES	306,345	10,174	15,368	20,466	23,568	23,144	20,126	17,562	35,710	20,126	38,813	45,577	35,711
MOOE													
Operating Expenses	754,037	15,626	88,533	36,667	38,214	36,197	36,167	35,550	36,479	35,550	35,627	29,835	329,592
Subic Clark Tarlac Expressway	1,479,371	270	2,411	118,387	286,462	10,609	41,412	43,560	92,268	148,977	41,268	42,047	651,700
CAPITAL OUTLAYS													
Non-Infrastructure	36,799			5,320			7,752			7,752			15,975
Infrastructure Projects	139,518			85,000		15,700		1,818					37,000
Clark Green City Project	1,094,039	354	1,044	2,726	259,890	3,226	3,638	259,615	3,541	2,726	259,399	5,357	292,523
Special Projects	71,958	-		193	145	113	186	155	70,138	113	138	270	507
OTHERS													
Share of Beneficiary Agencies	2,201,898												2,201,898
Subic Clark Tarlac Expressway	857,778			428,889						428,889			
Subsidiaries	256,261		128,412		16,434			16,434			16,434	3,202	75,345
PRIOR YEAR'S BUDGET	4,382,446	101,171	33,334	2,337,478	126,823	31,410	10,565						1,741,665
<b>GRAND TOTAL</b>	<b>11,580,450</b>	<b>127,595</b>	<b>269,102</b>	<b>3,035,126</b>	<b>751,536</b>	<b>120,399</b>	<b>119,846</b>	<b>374,694</b>	<b>238,136</b>	<b>644,133</b>	<b>391,679</b>	<b>126,288</b>	<b>5,381,916</b>

\*Refer to actual obligations/expenditures incurred (Inclusive of taxes)


Prepared By:

  
 \_\_\_\_\_  
**HEDDA Y. RULONA**  
 Department Manager III

Recommending Approval:

  
 \_\_\_\_\_  
**NENA D. RADOC**  
 Vice President for Finance

Approved by:

  
 \_\_\_\_\_  
**ARNEL PACIANO D. CASANOVA, Esq.**  
 President and Chief Executive Officer


**ESTIMATED MONTHLY CASH RECEIPTS  
For the period ended February 2015  
(with Projections up to December 2015)**

Department : BASES CONVERSION AND DEVELOPMENT AUTHORITY  
Fund : CORPORATE FUNDS

CLASSIFICATION/SOURCES OF RECEIPTS (In Thousands)	LEGAL BASIS	CY2014*	ACTUAL		Projection										Total	
			JAN	FEB	MAR	APR	MAY	JUN	JUL	AUG	SEP	OCT	NOV	DEC		
Joint Venture Proceeds	RA 7227 as amended by RA 7917	1,371,896		280,000		873,414				118,164			22,482	652,882		1,946,942
Lease Proceeds		647,711	12,700	3,001	234,439	157,551	7,256	128,566	1,264		29,746	4,027	6,653		585,203	
Sales Proceeds		122,783	81,854	8,234	25,000	25,000	30,289	457,000	25,000	25,000	25,000	106,585	25,000	38,383	872,345	
New Sources of Revenue		1,409,593													245,000	245,000
Revenues from the Zone		77,719	16,007	4,120	9,577	6,764	6,764	9,639	6,866	6,866	9,715	6,866	6,866	37,041	127,091	
Toll Revenues		1,211,676	128,242	108,589	112,700	112,700	112,700	112,700	112,700	112,700	112,700	112,700	112,700	97,161	1,348,292	
Other Receipts																
<b>GRAND TOTAL</b>		<b>7,074,006</b>	<b>241,964</b>	<b>462,294</b>	<b>397,216</b>	<b>1,190,929</b>	<b>622,509</b>	<b>723,405</b>	<b>279,494</b>	<b>160,066</b>	<b>192,661</b>	<b>268,160</b>	<b>819,601</b>	<b>499,857</b>	<b>5,858,156</b>	

\*Based on unaudited FS subject for adjustment


Prepared By:

  
 \_\_\_\_\_  
**HEDDA Y. RULONA**  
 Department Manager III

Recommending Approval:

  
 \_\_\_\_\_  
**NENA D. RADO**  
 Vice President for Finance

Approved by:

  
 \_\_\_\_\_  
**ARNEL PACIANO D. CASANOVA, Esq.**  
 President and Chief Executive Officer

**FINANCIAL REPORT OF OPERATION**  
For the 1st quarter of CY2015

**Department:** BASES CONVERSION AND DEVELOPMENT AUTHORITY  
**Fund** : CORPORATE FUNDS

<b>PARTICULARS</b> (In Thousands)	<b>APPROVED BUDGET*</b>	<b>OBLIGATIONS INCURRED**</b>	<b>BUDGET BALANCE</b>
<b>CURRENT YEAR BUDGET</b>			
<b>GENERAL ADMINISTRATION AND SUPPORT SERVICES</b>			
Personal Services	149,714	12,218	137,496
Maintenance and Other Operating Expenses	347,449	17,400	330,049
Capital Outlays - Non-Infrastructure	14,439		14,439
<b>SUPPORT TO OPERATIONS</b>			
Personal Services	107,634	9,742	97,892
Maintenance and Other Operating Expenses	293,411	11,069	282,342
Capital Outlays - Non-Infrastructure	21,345		21,345
<b>OPERATIONS</b>			
Personal Services	48,997	3,582	45,415
Maintenance and Other Operating Expenses	114,977	12,256	102,721
Capital Outlays - Non-Infrastructure	1,015		1,015
<b>PROJECTS</b>			
Infrastructure Projects	139,518		139,518
Subic Clark Tarlac Expressway	1,479,371	2,681	1,476,690
Clark Green City Project	1,094,039	1,398	1,092,641
Special Projects	71,958		71,958
<b>OTHERS</b>			
Share of Beneficiary Agencies	2,051,516		2,051,516
Subic Clark Tarlac Expressway	857,778		857,778
Subsidiaries	256,261	128,412	127,849
<b>PRIOR YEAR'S BUDGET</b>			
Operating Expenses	542,877	33,032	509,845
Capital Outlays	118,493	1,301	117,192
Share of Beneficiary Agencies	1,869,084		1,869,084
Subic-Clark Tarlac-Expressway Project	1,811,769	78,239	1,733,530
Subsidiaries	40,223	21,933	18,290
<b>GRAND TOTAL</b>	<b>11,431,868</b>	<b>333,263</b>	<b>11,098,605</b>

\*BCDA Board - approved budget

\*\*Refer to actual obligations/expenditures incurred (Inclusive of taxes)


Prepared By:

Recommending Approval:

Approved by:

  
\_\_\_\_\_  
**HEDDA Y. RULONA**  
Department Manager III

  
\_\_\_\_\_  
**NENA D. RADO**  
Vice President for Finance

  
\_\_\_\_\_  
**ARNEL PACIANO D. CASANOVA, Esq.**  
President and Chief Executive Officer

**QUARTERLY REPORT OF CASH RECEIPTS  
For the 1st Quarter of CY2015**

**Department :** BASES CONVERSION AND DEVELOPMENT AUTHORITY  
**Fund :** CORPORATE FUNDS

CLASSIFICATION/ SOURCES OF RECEIPTS (In Thousands)	Actual Receipts for the Quarter			TOTAL	COLLECTIONS AS of February 2015	CUMULATIVE INCOME DEPOSITED IN BTR	REMARKS
	January	February	March				
JV Proceeds		280,000		280,000	280,000		
Lease Proceeds	12,700	3,001		15,701	15,701		
Sales Proceeds	81,854	8,234		90,088	90,088		
Revenues from the Zone	16,007	4,120		20,127	20,127		
Toll Revenues	128,242	108,589		236,831	236,831		
Other Receipts	3,161	58,350		61,511	61,511		
<b>GRAND TOTAL</b>	<b>241,964</b>	<b>462,294</b>		<b>704,258</b>	<b>704,258</b>		

Prepared By:



**HEDDA Y. RULONA**  
Department Manager III

Recommending Approval:



**NENA D. RADO**  
Vice President for Finance

Approved by:



**ARNEL PACIANO D. CASANOVA, Esq.**  
President and Chief Executive Officer