

MONTHLY CASH PROGRAM
For the period ended 31 December 2015

Department : BASES CONVERSION AND DEVELOPMENT AUTHORITY
Fund : CORPORATE FUNDS


PARTICULARS (In Thousands)	ACTUAL												TOTAL
	JAN	FEB	MAR	APR	MAY	JUN	JUL	AUG	SEP	OCT	NOV	DEC	
Personal Services	10,174	15,368	15,399	24,289	32,187	42,937	14,898	14,527	28,999	14,363	11,972	14,665	239,778
Maintenance and Other Operating Expenses													
Operating Expenses	21,333	88,531	24,612	80,229	50,079	22,905	38,470	32,994	38,036	89,850	44,229	19,192	550,460
Subic Clark Tarlac Expressway	-	2,411	440,569	316	66,678	345	530	522	556,283	3,327	1,336	2,218	1,074,535
Capital Outlay													
Furniture, Fixtures and Equipment				175		366			28	926	140	3,002	4,637
Infrastructure Projects													
Clark Green City Project	2,708	1,044	1,520	182	2,799	333	1,473	2,012	1,100	1,241	878	3,148	18,438
Subsidiaries		128,412			8,563	10,575	28,266	7,130	8,617	12,247		24,012	227,822
Prior Years Obligations	101,808	33,334	2,221,606	78,811	1,068,205	19,743	75,218	62,404	3,727	9,573	25,727	60	3,700,216
GRAND TOTAL	136,023	269,100	2,703,706	184,002	1,228,511	97,204	158,855	119,589	636,790	131,527	84,282	66,297	5,815,886

Prepared By:




HEDDA Y. RULONA
Department Manager III

Recommending Approval:



NEMA D. RADO
Vice President for Finance

Approved by:



ARNEL PACIANO D. CASANOVA, Esq.
President and Chief Executive Officer

MONTHLY CASH RECEIPTS
For the period ended 31 December 2015

Department : BASES CONVERSION AND DEVELOPMENT AUTHORITY

Fund : CORPORATE FUNDS


CLASSIFICATION/SOURCES OF RECEIPTS (In Thousands)	LEGAL BASIS	2014	ACTUAL												Total
			JAN	FEB	MAR	APR	MAY	JUN	JUL	AUG	SEP	OCT	NOV	DEC	
Joint Venture Proceeds	RA 7227 as amended by RA 7917	1,371,896		280,000		873,414			125,830	118,164	18,500		413,910	368,849	2,198,667
Lease Proceeds		647,711	12,700	3,001	44,776	143,251		124,386	14,251	193,801	30,545	10,371		83,166	660,248
Sales Proceeds		122,783	81,866	16,301	14,088	6,028	147,261	6,072	2,313	4,259	9,531	130,877	2,005	2,535	423,136
Other Receipts															
Upfront Cash - Business Agreement													3,437,500		3,437,500
NCBD Parcels										1,500,000					1,500,000
Toll Revenues		1,211,676	128,242	108,589	123,945	145,380	141,177	131,065	114,290	99,308	123,005	94,965	11,375	54,470	1,275,811
Dividend Income - FBDC		1,800,000			450,000					166,008					616,008
Interest Income		124,784	890	4,974	25,955	7,522	36,272	2,195	750	4,854	20,615	2,226	62,577	13,837	182,667
Dividend Income - CDC		110,000													
Miscellaneous Receipts		197,844	18,643	49,429	28,851	7,023	63,222	17,608	56,295	12,151	19,017	58,655	14,137	48,842	393,873
GRAND TOTAL		5,586,694	242,341	462,294	687,615	1,182,618	387,932	407,156	1,806,063	480,381	221,213	297,094	3,941,504	571,699	10,687,910

Prepared By:



HEDDA Y. RULONA
Department Manager III

Recommending Approval:



NENA D. RADO
Vice President for Finance

Approved by:



ARNEL PACIANO D. CASANOVA, Esq.
President and Chief Executive Officer

QUARTERLY REPORT OF CASH RECEIPTS
For the period ended 31 December 2015

Department : BASES CONVERSION AND DEVELOPMENT AUTHORITY
Fund : CORPORATE FUNDS


CLASSIFICATION/ SOURCES OF RECEIPTS (In Thousands)	Actual Receipts for the Quarter				COLLECTIONS AS of December 2015	CUMULATIVE INCOME DEPOSITED IN BTR	REMARKS
	October	November	December	Total			
JV Proceeds		413,910	368,849	782,759	2,198,667		
Lease Proceeds	10,371		83,166	93,537	660,248		
Sales Proceeds	130,877	2,005	2,535	135,417	423,136		
Toll Revenues	94,965	11,375	54,470	160,810	1,275,811		
Other Receipts							
Upfront Cash - Business Agreement		3,437,500		3,437,500	3,437,500		
NCBD Parcels					1,500,000		
Dividend Income - FBDC					616,008		
Interest Income	2,226	62,577	13,837	78,640	182,667		
Miscellaneous Receipts	58,655	14,137	48,842	121,634	393,873		
Remittance to BTR						1,701,815	Per RA 7917 & EO 309
Dividends Declaration						500,000	Per RA 7656
GRAND TOTAL	297,094	3,941,504	571,699	4,810,297	10,687,910	2,201,815	

Prepared By:



HEDDA Y. RULONA
Department Manager III

Recommending Approval:



NENA D. RADOC
Vice President for Finance

Approved by:




ARNEL PACIANO D. CASANOVA, Esq.
President and Chief Executive Officer

FINANCIAL REPORT OF OPERATION
For the period ended 31 December 2015

Department: BASES CONVERSION AND DEVELOPMENT AUTHORITY
Fund : CORPORATE FUNDS


PARTICULARS (In Thousands)	APPROVED BUDGET	OBLIGATIONS INCURRED	BUDGET BALANCE
General Administration and Support Services			
Personal Services	154,372	119,302	35,070
Maintenance and Other Operating Expenses	383,491	26,663	356,828
Capital Outlay - FFE	14,399	1,394	13,005
Support to Operations			
Personal Services	111,430	99,661	11,769
Maintenance and Other Operating Expenses	507,529	243,064	264,465
Capital Outlay - FFE	21,375	3,243	18,132
Operations			
Personal Services	50,797	36,868	13,929
Maintenance and Other Operating Expenses	193,541	25,713	167,828
Capital Outlay - FFE	1,025		1,025
Projects			
Infrastructure Projects	209,518		209,518
Subic Clark Tarlac Expressway	2,337,236	1,488,878	848,358
Clark Green City Project	1,107,538	18,438	1,089,100
Share of Beneficiary Agencies	2,051,516	2,345,792	(294,276)
Subsidiaries	314,992	227,822	87,170
GRAND TOTAL	7,458,759	4,636,838	2,821,921

Prepared By:



HEDDA Y. RULONA
Department Manager III

Recommending Approval:



NENA D. RADO
Vice President for Finance

Approved by:



ARNEL PACIANO D. CASANOVA, Esq.
President and Chief Executive Officer

BCDA
Bases Conversion and
Development Authority

Budget Department

CB2016 - 0095