

**MONTHLY CASH PROGRAM**  
**For the period ended 31 August 2015**  
**(with Projections up to December 2015)**

**Department :** BASES CONVERSION AND DEVELOPMENT AUTHORITY

**Fund :** CORPORATE FUNDS

PARTICULARS (In Thousands)	TOTAL	ACTUAL								PROJECTION			
		JAN	FEB	MAR	APR	MAY	JUN	JUL	AUG	SEP	OCT	NOV	DEC
CURRENT YEAR BUDGET													
PERSONAL SERVICES	300,000	10,174	15,368	15,399	24,289	32,187	42,937	14,898	14,527	28,999	36,112	36,111	28,999
MOOE													
Operating Expenses	488,659	21,333	88,531	24,612	80,229	50,078	22,532	37,721	32,621	35,983	31,025	31,025	32,969
Subic Clark Tarlac Expressway	1,596,945	-	2,411	440,569	316	66,678	345	530	522	556,283	41,268	49,376	438,647
SHARE OF BENEFICIARY AGENCIES	3,056,957												3,056,957
CAPITAL OUTLAYS													
Non-Infrastructure	36,879				175		366			28			36,310
Infrastructure Projects	3,018												3,018
Clark Green City Project	225,116	2,708	1,044	1,520	182	2,799	333	1,473	2,012	1,100	5,279	3,257	203,409
Subsidiaries	312,979		128,412			8,563	10,575	28,266	7,130	8,616			121,417
<b>GRAND TOTAL</b>	<b>6,020,553</b>	<b>34,215</b>	<b>235,766</b>	<b>482,100</b>	<b>105,191</b>	<b>160,305</b>	<b>77,088</b>	<b>82,888</b>	<b>56,812</b>	<b>631,009</b>	<b>113,684</b>	<b>119,769</b>	<b>3,921,726</b>

Prepared By:




**HEDDA Y. RULONA**  
 Department Manager III

Recommending Approval:



**NENA D. RADO**  
 Vice President for Finance

Approved by:



**ARNEL PACIANO D. CASANOVA, Esq.**  
 President and Chief Executive Officer

**ESTIMATED MONTHLY CASH RECEIPTS**  
**For the period ended 31 August 2015**  
**(with Projections up to December 2015)**

**Department :** BASES CONVERSION AND DEVELOPMENT AUTHORITY  
**Fund :** CORPORATE FUNDS

CLASSIFICATION/SOURCES OF RECEIPTS (In Thousands)	LEGAL BASIS	CY2014	ACTUAL								PROJECTION				Total
			JAN	FEB	MAR	APR	MAY	JUN	JUL	AUG	SEP	OCT	NOV	DEC	
Joint Venture Proceeds		1,371,896		280,000		873,414			125,830	1,618,164			384,107	868,775	4,150,290
Lease Proceeds	RA 7227 as amended by RA 7917	647,711	12,700	3,001	44,776	143,251			124,386	14,251	190,453	30,545	2,765	6,653	655,947
Sales Proceeds		122,783	81,866	8,234	14,088	6,028	11,448		6,072	2,313	4,259	9,531		81,585	225,424
New Sources of Revenue		1,409,593		8,067			135,813				3,348	2,500	128,678		438,406
Revenues from the Zone		77,719	16,007	4,120	9,905	4,488	4,318	10,747	8,303	8,668	5,395	6,812	9,175	42,242	130,180
Toll Revenues		1,211,676	128,242	108,589	123,945	145,380	141,177	131,065	114,290	99,308	123,005	112,700	3,612,700	97,161	4,937,562
Other Receipts															
Dividend Income - FBDC		1,800,000			450,000						166,008				616,008
Interest Income		124,784	890	4,974	25,955	7,522	36,272	2,195	750	4,854	20,615	9,500	9,500	11,973	135,000
Dividend Income - CDC		110,000													
Miscellaneous Receipts		197,844	2,636	2,637	2,638	2,639	2,640	2,641	2,642	2,643	2,644	2,645	2,646	2,647	2,648
<b>GRAND TOTAL</b>		<b>7,074,006</b>	<b>242,341</b>	<b>419,622</b>	<b>671,307</b>	<b>1,182,722</b>	<b>331,668</b>	<b>402,936</b>	<b>1,760,713</b>	<b>479,541</b>	<b>194,235</b>	<b>263,100</b>	<b>4,106,366</b>	<b>1,265,964</b>	<b>11,291,465</b>

Prepared By:




**HEDDA Y. RULONA**  
 Department Manager III

Recommending Approval:



**NENA D. RADOC**  
 Vice President for Finance

Approved by:



**ARNEL PACIANO D. CASANOVA, Esq.**  
 President and Chief Executive Officer

**FINANCIAL REPORT OF OPERATION**  
For the period ended 31 August 2015

**Department:** BASES CONVERSION AND DEVELOPMENT AUTHORITY  
**Fund** : CORPORATE FUNDS

PARTICULARS (In Thousands)	APPROVED BUDGET	OBLIGATIONS INCURRED	BUDGET BALANCE
<b>CURRENT YEAR BUDGET</b>			
<b>GENERAL ADMINISTRATION AND SUPPORT SERVICES</b>			
Personal Services	154,372	79,277	75,095
Maintenance and Other Operating Expenses	381,266	11,767	369,499
Capital Outlays - Non-Infrastructure	14,399	192	14,207
<b>SUPPORT TO OPERATIONS</b>			
Personal Services	111,430	64,778	46,652
Maintenance and Other Operating Expenses	457,658	132,808	324,850
Capital Outlays - Non-Infrastructure	21,375	349	21,026
<b>OPERATIONS</b>			
Personal Services	50,797	26,654	24,143
Maintenance and Other Operating Expenses	193,177	25,543	167,634
Capital Outlays - Non-Infrastructure	1,025		1,025
<b>PROJECTS</b>			
Infrastructure Projects	139,518		139,518
Subic Clark Tarlac Expressway	2,337,236	837,669	1,499,567
Clark Green City Project	1,105,538	12,072	1,093,466
Special Projects	72,025	871	71,154
Share of Beneficiary Agencies	2,051,516	1,739,673	311,843
Subsidiaries	314,992	157,947	157,045
<b>GRAND TOTAL</b>	<b>7,406,324</b>	<b>3,089,600</b>	<b>4,316,724</b>

Prepared By:




**HEDDA Y. RULONA**  
Department Manager III

Recommending Approval:



**NENA D. RADOC**  
Vice President for Finance

Approved by:



**ARNEL PACIANO D. CASANOVA, Esq.**  
President and Chief Executive Officer

**MONTHLY REPORT OF CASH RECEIPTS**  
For the period ended 31 August 2015

**Department :** BASES CONVERSION AND DEVELOPMENT AUTHORITY  
**Fund :** CORPORATE FUNDS

CLASSIFICATION/ SOURCES OF RECEIPTS (In Thousands)	Actual Receipts								TOTAL COLLECTIONS	CUMULATIVE INCOME DEPOSITED IN BTR	REMARKS
	January	February	March	April	May	June	July	August			
JV Proceeds		280,000		873,414		125,830	1,618,164		2,897,408		
Lease Proceeds	12,700	3,001	44,776	143,251		124,386	14,251	190,453	532,818		
Sales Proceeds	81,866	8,234	14,088	6,028	11,448	6,072	2,313	4,259	134,308		
New Sources of Revenue		8,067			135,813			3,348	147,228		
Revenues from the Zone	16,007	4,120	9,905	4,488	4,318	10,747	8,303	8,668	66,556		
Toll Revenues	128,242	108,589	123,945	145,380	141,177	131,065	114,290	99,308	991,996		
Other Receipts	3,526	50,283	494,901	10,057	95,176	9,056	48,742	174,345	886,086		
Remittance to BTR									1,701,815		Per RA 7917 & EO 309
Dividends Declaration									500,000		Per RA 7656
<b>GRAND TOTAL</b>	<b>242,341</b>	<b>462,294</b>	<b>687,615</b>	<b>1,182,618</b>	<b>387,932</b>	<b>407,156</b>	<b>1,806,063</b>	<b>480,381</b>	<b>5,656,400</b>	<b>2,201,815</b>	


Prepared By:

  
\_\_\_\_\_  
**HEDDA Y. RULONA**  
Department Manager III

Recommending Approval:

  
\_\_\_\_\_  
**NENA D. RADO**  
Vice President for Finance

Approved by:

  
\_\_\_\_\_  
**ARNEL PACIANO D. CASANOVA, Esq.**  
President and Chief Executive Officer