

**MONTHLY CASH PROGRAM**  
For the period ended 30 April 2016

Department : BASES CONVERSION AND DEVELOPMENT AUTHORITY

Fund : CORPORATE FUNDS


PARTICULARS (In Thousands)	ACTUAL				PROJECTIONS								Total
	JAN	FEB	MAR	APR	MAY	JUN	JUL	AUG	SEP	OCT	NOV	DEC	
Personal Services	11,076	15,960	18,086	21,536	29,901	18,321	25,310	31,701	18,221	31,501	20,801	47,442	289,856
Maintenance and Other Operating Expenses													
Operating Expenses	9,620	52,263	38,389	40,666	31,633	40,990	37,230	33,549	43,316	37,396	36,544	44,030	445,626
Subic Clark Tarlac Expressway	372	560	490,728	560		27,089		16,540	478,512	18,903		217,978	1,251,242
Remittances to BTr			70,000									2,566,511	2,636,511
Capital Outlay													
Furniture, Fixtures and Equipment		13	947	675	9,750	750	250	2,000		7,530	7,380	5,550	34,845
Infrastructure Projects						1,000			2,025		5,400		8,425
Clark Green City Project	2,937	2,879	10,793	2,723	102,976	87,237	146,495	120,955	215,743	64,500	117,970	235,674	1,110,882
Subsidiaries		129,060		403,024	4,333	5,829			224,396			39,224	805,866
Prior Years Obligations	92,409	54,634	3,983,359	14,773	53,703	43,345	128,085	15,932	9,004	12,855	6,375	521,679	4,936,153
<b>GRAND TOTAL</b>	<b>116,414</b>	<b>255,369</b>	<b>4,612,302</b>	<b>483,957</b>	<b>232,296</b>	<b>224,561</b>	<b>337,370</b>	<b>220,677</b>	<b>991,217</b>	<b>172,685</b>	<b>194,470</b>	<b>3,678,088</b>	<b>11,519,406</b>

Prepared By:




**HEDDA Y. RULONA**  
Department Manager III

Recommending Approval:



**NENA D. RADO**  
Vice President for Finance

Approved by:



**ARNEL PACIANO D. CASANOVA, Esq.**  
President and Chief Executive Officer

**ESTIMATED MONTHLY CASH RECEIPTS**  
For the period ended 30 April 2016

Department : BASES CONVERSION AND DEVELOPMENT AUTHORITY  
Fund : CORPORATE FUNDS

CLASSIFICATION/SOURCES OF RECEIPTS (In Thousands)	LEGAL BASIS	2015	ACTUAL				PROJECTIONS								Total	
			JAN	FEB	MAR	APR	MAY	JUN	JUL	AUG	SEP	OCT	NOV	DEC		
Joint Venture Proceeds	RA 7227 as amended by RA 7917	3,680,167							873,414	118,164						1,558,715
Lease Proceeds		662,748	13,907	190,839	60,360	151,517	488	124,749	13,906		30,861	334,872	86,790	145,475	612,841	
Sales Proceeds		420,590	83,221	1,628	4,535	575							4,229	6,985	15,000	1,830,961
Clark Green City Project				144,000												144,000
Concession Fees		4,713,311	79,517	67,690	62,895	80,529	68,000	64,083	64,083	64,083	64,083	64,083	64,083	64,083	64,087	807,216
Other Receipts																
Dividend Income - FBDC		616,008								450,000						450,000
NG Subsidy - CDC								401,164				191,000				592,164
Interest Income		168,830	12,175	6,301	114,218	6,715	10,417	10,417	10,417	10,417	10,417	10,417	10,417	10,417	10,413	222,741
Miscellaneous Receipts		409,463	24,265	5,360	17,380	69,282	18,348	9,834	9,834	17,937	9,834	9,834	9,834	19,723	11,980	223,611
<b>GRAND TOTAL</b>		<b>10,671,117</b>	<b>357,085</b>	<b>271,818</b>	<b>259,388</b>	<b>709,782</b>	<b>97,253</b>	<b>1,532,497</b>	<b>216,404</b>	<b>92,437</b>	<b>306,195</b>	<b>423,435</b>	<b>187,998</b>	<b>1,987,957</b>	<b>6,442,249</b>	


Prepared By:

  
**HEDDA Y. RULONA**  
 Department Manager III

Recommending Approval:

  
**NENA D. RADO**  
 Vice President for Finance

Approved by:

  
**ARNEL PACIANO D. CASANOVA, Esq.**  
 President and Chief Executive Officer

**FINANCIAL REPORT OF OPERATION**  
For the period ended 30 April 2016

**Department:** BASES CONVERSION AND DEVELOPMENT AUTHORITY  
**Fund** : CORPORATE FUNDS

PARTICULARS (In Thousands)	APPROVED BUDGET	OBLIGATIONS INCURRED	BUDGET BALANCE
General Administration and Support Services			
Personal Services	143,285	34,753	108,532
Maintenance and Other Operating Expenses	172,949	12,050	160,899
Capital Outlays - Furniture, Fixtures and Equipment	19,513	20	19,493
Support to Operations			
Personal Services	125,839	24,023	101,816
Maintenance and Other Operating Expenses	390,158	53,172	336,986
Capital Outlays - Furniture, Fixtures and Equipment	17,884	1,603	16,281
Operations			
Personal Services	49,332	11,181	38,151
Maintenance and Other Operating Expenses	234,612	9,210	225,402
Capital Outlays - Furniture, Fixtures and Equipment	67	13	54
Projects			
Infrastructure Projects	988,500		988,500
Subic Clark Tarlac Expressway	1,280,888	570,920	709,968
Clark Green City Project	3,309,113	19,332	3,289,781
Remittances to BTr	2,636,511	310,409	2,326,102
Subsidiaries	830,866	532,084	298,782
Prior Years Obligations	4,936,153	4,145,175	790,978
<b>GRAND TOTAL</b>	<b>15,135,670</b>	<b>5,723,945</b>	<b>9,411,725</b>

Prepared By:




**HEDDA Y. RULONA**  
Department Manager III

Recommending Approval:



**NENA D. RADOC**  
Vice President for Finance

Approved by:



**ARNEL PACIANO D. CASANOVA, Esq.**  
President and Chief Executive Officer



**MONTHLY REPORT OF CASH RECEIPTS**  
For the period ended 30 April 2016

**Department :** BASES CONVERSION AND DEVELOPMENT AUTHORITY  
**Fund :** CORPORATE FUNDS

CLASSIFICATION/ SOURCES OF RECEIPTS (In Thousands)	Actual Receipts				TOTAL COLLECTIONS	CUMULATIVE INCOME DEPOSITED IN BTR	REMARKS
	January	February	March	April			
JV Proceeds							
Lease Proceeds	13,907	190,839	60,360	151,517	416,623		
Sales Proceeds	83,221	1,628	4,535	575	89,959		
Clark Green City Project	144,000				144,000		
Concession Fees	79,517	67,690	62,895	80,529	290,631		
Other Receipts	36,440	11,661	131,598	75,997	255,696		
Remittance to BTR						3,470,791,673	Per RA 7917 & EO 309
DOF Guarantee Fees						370,926,572	
Dividends Declaration						88,281,755	Per RA 7656
Retirement of NG Initial Equity Contribution						70,000,000	RA 7227 Section 6
<b>GRAND TOTAL</b>	<b>357,085</b>	<b>271,818</b>	<b>259,388</b>	<b>308,618</b>	<b>1,196,909</b>	<b>4,000,000,000</b>	

Prepared By:

  
\_\_\_\_\_  
**HEDDA Y. RULONA**  
Department Manager III

Recommending Approval:

  
\_\_\_\_\_  
**NENA D. RADOC**  
Vice President for Finance

Approved by:

  
\_\_\_\_\_  
**ARNEL PACIANO D. CASANOVA, Esq.**  
President and Chief Executive Officer

