

**FINANCIAL REPORT OF OPERATION**  
For the period ended 31 March 2017

**Department:** BASES CONVERSION AND DEVELOPMENT AUTHORITY

**Fund** : CORPORATE FUNDS


PARTICULARS (In Thousands)	APPROVED BUDGET	OBLIGATIONS INCURRED	BUDGET BALANCE
General Administration and Support Services			
Personal Services	151,502	21,484	130,018
Maintenance and Other Operating Expenses	187,225	8,609	178,616
Capital Outlays - Furniture, Fixtures and Equipment	12,755		12,755
Support to Operations			
Personal Services	112,129	16,370	95,759
Maintenance and Other Operating Expenses	385,356	27,225	358,131
Capital Outlays - Furniture, Fixtures and Equipment	34,628	171	34,457
Operations			
Personal Services	50,240	7,212	43,028
Maintenance and Other Operating Expenses	142,367	654	141,713
Capital Outlays - Furniture, Fixtures and Equipment	172		172
Projects			
Infrastructure Projects	1,794,856		1,794,856
Subic Clark Tarlac Expressway	1,699,194	767,004	932,190
Clark Green City Project	2,105,227	38,134	2,067,093
Share of Beneficiary Agencies	4,163,815	3,670,394	493,421
Subsidiaries	1,421,821	178,140	1,243,681
Prior Years Obligations	892,782	195,848	696,934
<b>GRAND TOTAL</b>	<b>13,154,069</b>	<b>4,931,245</b>	<b>8,222,824</b>

Prepared By:



**HEDDA Y. RULONA**  
Department Manager III

Recommending Approval:



**NENA D. RADO**  
Vice President and Chief Financial Officer

Approved by:



**VIVENCIO B. DIZON**  
President and CEO

**MONTHLY REPORT OF CASH RECEIPTS**  
For the period ended 31 March 2017

**Department :** BASES CONVERSION AND DEVELOPMENT AUTHORITY  
**Fund :** CORPORATE FUNDS

CLASSIFICATION/ SOURCES OF RECEIPTS (In Thousands)	Actual Receipts			TOTAL COLLECTIONS	CUMULATIVE INCOME DEPOSITED IN BTR	REMARKS
	January	February	March			
JV Proceeds	135,000			135,000		
Lease Proceeds	26,258	190,453	53,359	270,070		
Sales Proceeds	457	551	514	1,522		
New Disposition			280,759	280,759		
Concession Fees	89,012	83,885	73,984	246,881		
Other Receipts	28,313	49,879	19,845	98,037		
Remittance to BTR					3,670,394	
Dividends Declaration					82,052	
<b>GRAND TOTAL</b>	<b>279,040</b>	<b>324,768</b>	<b>428,461</b>	<b>1,032,269</b>	<b>3,752,446</b>	

Prepared By:

  
\_\_\_\_\_  
**HEDDA Y. RULONA**  
Department Manager III

Recommending Approval:

  
\_\_\_\_\_  
**NENA D. RADO**  
Vice President and Chief Financial Officer

Approved by:


  
\_\_\_\_\_  
**VIVENCIO B. DIZON**  
President and CEO

**ESTIMATED MONTHLY CASH RECEIPTS**  
For the period ended 31 March 2017

Department : BASES CONVERSION AND DEVELOPMENT AUTHORITY  
Fund : CORPORATE FUNDS

CLASSIFICATION/SOURCES OF RECEIPTS (In Thousands)	LEGAL BASIS	2016	ACTUAL			PROJECTIONS									Total	
			JAN	FEB	MAR	APR	MAY	JUN	JUL	AUG	SEP	OCT	NOV	DEC		
Joint Venture Proceeds	RA 7227 as amended by RA 7917	1,933,433	135,000					873,414	118,164			341,050	129,606	290,000	1,887,234	
Lease Proceeds		599,458	26,258	190,453	53,359	162,663		131,715	15,230		33,076	10,224	7,334	16,029	646,341	
Sales Proceeds		109,608	457	551	514	4,825								432,000	438,347	
Clark Green City Project		170,000			280,759										280,759	
Concession Fees		862,811	89,012	83,885	73,984	81,807	81,167	81,167	81,167	81,167	81,167	81,167	81,167	81,163	978,020	
Other Receipts																
NG Power Subsidy		1,162,827		22,547		668,566		559,105	90,725				90,725		90,725	1,522,393
Interest Income		293,852	9,468	12,667	8,822		9,583	9,583	9,583	9,583	9,583	9,583	9,583	9,587	107,625	
Miscellaneous Receipts		280,421	18,845	14,665	11,023	67,195	13,384	16,609	16,609	16,609	16,609	16,609	16,609	23,019	247,785	
<b>GRAND TOTAL</b>			<b>5,412,410</b>	<b>279,040</b>	<b>324,768</b>	<b>428,461</b>	<b>985,056</b>	<b>554,134</b>	<b>1,671,593</b>	<b>331,478</b>	<b>107,359</b>	<b>140,435</b>	<b>549,358</b>	<b>244,299</b>	<b>942,523</b>	<b>6,558,504</b>

Prepared By:




**HEDDA Y. RULONA**  
Department Manager III

Recommending Approval:



**NENA D. RADOC**  
Vice President and Chief Financial Officer

Approved by:



**VIVENCIO B. DIZON**  
President and CEO

**MONTHLY CASH PROGRAM**  
For the period ended 31 March 2017

Department : BASES CONVERSION AND DEVELOPMENT AUTHORITY  
Fund : CORPORATE FUNDS


PARTICULARS (In Thousands)	ACTUAL			PROJECTIONS									Total
	JAN	FEB	MAR	APR	MAY	JUN	JUL	AUG	SEP	OCT	NOV	DEC	
Personal Services													
Maintenance and Other Operating Expenses	10,222	14,835	16,092	18,139	23,188	20,413	18,503	35,844	20,453	35,844	33,468	31,751	278,752
Operating Expenses	21,111	37,543	49,614	38,831	41,941	51,495	35,516	43,341	51,995	36,241	33,981	106,512	548,121
Subic Clark Tarlac Expressway			767,004		17,500	10,000			669,193			17,258	1,480,955
Share of Beneficiary Agencies			3,670,394										3,670,394
Capital Outlay													
Furniture, Fixtures and Equipment		171		1,000	27,530	1,266	200	500	5,660	750	500	3,945	41,522
Infrastructure Projects				47,353	3,780	235,890	145,244	618,300	72,622	221,900	70,600	70,600	1,415,689
Clark Green City Project	5,974	7,152	25,009	23,725	23,725	23,725	42,807	23,731	23,731	23,746	23,746	55,422	302,493
Subsidiaries	108,225	69,915		674,434	44,580	559,105	96,593		22,186	96,593		118,778	1,790,409
Prior Years Obligations	39,260	50,873	105,715										195,848
<b>GRAND TOTAL</b>	<b>184,792</b>	<b>180,489</b>	<b>4,633,828</b>	<b>803,482</b>	<b>182,244</b>	<b>901,894</b>	<b>338,863</b>	<b>103,416</b>	<b>1,411,518</b>	<b>265,796</b>	<b>313,595</b>	<b>404,266</b>	<b>9,724,183</b>

Prepared By:




HEDDA Y. RULONA  
Department Manager III

Recommending Approval:



NENA D. RADO  
Vice President and Chief Financial Officer

Approved by:



VIVENCIO B. DIZON  
President and CEO