


**MONTHLY CASH PROGRAM**  
For the Year ended December 2011


Department: BASES CONVERSION AND DEVELOPMENT AUTHORITY  
Fund : CORPORATE FUNDS

PARTICULARS (In Thousands)	TOTAL CASH PROGRAM	JAN	FEB	MAR	APR	MAY	JUN	JUL	AUG	SEP	OCT	NOV	DEC
CURRENT YEAR BUDGET													
PERSONAL SERVICES	248,911	10,899	13,636	15,161	26,265	28,129	14,855	15,693	29,554	19,481	26,848	25,107	23,283
MAINTENANCE AND OTHER OPERATING EXPENSES													
Operating Expenses	302,941	5,752	4,424	9,373	17,555	31,991	12,160	6,318	10,029	31,051	13,650	20,745	139,893
Subsidiaries	147,636		7,116	8,668	2,031	33,219	10,870		35,776	760	803	46,426	1,967
Subic-Clark-Tarlac Expressway Project	1,084,968	643	1,682	150,054	2,389	5,264	2,760	4,726	2,860	765,402	54,897	16,339	77,952
CAPITAL OUTLAYS													
Office Furniture, Fixture & Equipment	2,332						106		342		1,536	64	284
Capital Expenditure Projects	85,086					60,000						25,086	
Subsidiaries	491,128			423,992		37			394		16,705	50,000	
Subic-Clark-Tarlac Expressway Project	1,818		738				3		50		11		1,016
OTHERS (SHARE OF BENEFICIARY AGENCIES)	312,930	2,274		10,280	9,362	29,033	31,847	2,108	53,450	1,750	171,704	1,122	
PRIOR YEAR'S BUDGET	2,011,752	1,748,890	37,705	13,533	76,016	17,611	37,970	6,763	1,299	10,121	13,240	32,038	16,566
<b>GRAND TOTAL</b>	<b>4,689,502</b>	<b>1,768,458</b>	<b>65,301</b>	<b>631,061</b>	<b>133,618</b>	<b>205,284</b>	<b>110,571</b>	<b>35,608</b>	<b>133,754</b>	<b>828,565</b>	<b>299,394</b>	<b>216,927</b>	<b>260,961</b>

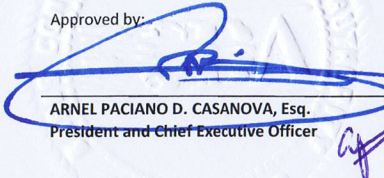
Prepared By:

  
 \_\_\_\_\_  
 HEDDA Y. RULONA  
 Department Manager III

Recommending Approval:

  
 \_\_\_\_\_  
 NENA D. RADUC  
 VP for Finance

Approved by:


  
 \_\_\_\_\_  
 ARNEL PACIANO D. CASANOVA, Esq.  
 President and Chief Executive Officer

ACTUAL MONTHLY INCOME  
For the Year Ended December 2011


Department: BASES CONVERSION AND DEVELOPMENT AUTHORITY  
Fund : CORPORATE FUNDS

CLASSIFICATION/SOURCES OF INCOME (In Thousands)	LEGAL BASIS	Total	JAN	FEB	MAR	APR	MAY	JUN	JUL	AUG	SEP	OCT	NOV	DEC
JV Proceeds		799,983							448,051			4,026	347,906	
Lease Proceeds	RA 7227 as amended by	341,520	11,189	3,679	38,759	110,154	7,678	115,154	10,345	8,004	19,579	5,966	7,981	3,032
Sales Proceeds		47,167	253	30,914	9,915	44	32	81	39	58	60	5,651	37	83
Revenues from the Zone	RA 7917	71,618	2,329	7,999	2,572	3,195	4,022	8,827	4,146	9,187	4,249	9,325	12,625	3,141
Other Receipts														
Toll Revenues		816,230	70,364	60,165	62,190	74,692	74,246	57,707	54,184	69,522	52,431	58,055	101,408	81,266
FBDC Dividends		450,000		450,000										
Interest Income		442,589	38,679	14,684	12,055	36,292	16,532	12,071	34,588	28,553	22,083	177,816	26,390	22,846
NG Subsidy to CDC		423,992		300,761	123,231									
Miscellaneous Income		145,927	6,066	22,969	12,494	25,516	5,141	17,373	26,890	1,520	9,114	1,347	10,412	7,086
<b>GRAND TOTAL</b>		<b>3,539,026</b>	<b>128,880</b>	<b>891,171</b>	<b>261,216</b>	<b>249,893</b>	<b>107,651</b>	<b>211,213</b>	<b>578,243</b>	<b>116,843</b>	<b>107,516</b>	<b>262,186</b>	<b>506,759</b>	<b>117,454</b>


Prepared By:

  
 HEDDA Y. RULONA  
 Budget Manager III

Recommending Approval:

  
 NENA D. RADO  
 Vice President - Finance

Approved by:


  
 ARNEL PACIANO D. CASANOVA, Esq.  
 President and Chief Executive Officer

**FINANCIAL REPORT OF OPERATION  
For the Year Ended December 2011**


**Department:** BASES CONVERSION AND DEVELOPMENT AUTHORITY  
**Fund** : CORPORATE FUNDS

<b>PARTICULARS (In Thousands)</b>	<b>APPROVED BUDGET</b>	<b>OBLIGATIONS INCURRED</b>	<b>UNOBLIGATED BALANCES</b>
CURRENT YEAR BUDGET			
Personal Services	248,911	248,911	
Maintenance and Other Expenses	1,535,545	1,535,545	
Capital Outlays	580,364	580,364	
Others (Remittance to BTr)	312,930	312,930	
PRIOR YEAR'S BUDGET	2,011,752	2,011,752	
<b>GRAND TOTAL</b>	<b>4,689,501</b>	<b>4,689,501</b>	


Prepared By:

  
\_\_\_\_\_  
**HEDDA Y. RULONA**  
Department Manager III

Recommending Approval:

  
\_\_\_\_\_  
**NEMA D. RADO**  
Vice President - Finance

Approved by:

  
\_\_\_\_\_  
**ARNEL RACIONO D. CASANOVA, Esq.**  
President and Chief Executive Officer

**QUARTERLY REPORT OF INCOME**  
For the quarter ending December 2011

Department: BASES CONVERSION AND DEVELOPMENT AUTHORITY


Fund : CORPORATE FUNDS


CLASSIFICATION/ SOURCES OF INCOME (In Thousands)	ACTUAL				CUMULATIVE INCOME COLLECTIONS TO DATE	CUMULATIVE INCOME DEPOSITED IN BTr	REMARKS
	October	November	December	Total			
JV Proceeds	4,026	347,906		351,932	799,983		
Lease Proceeds	5,966	7,981	3,032	16,979	341,520		
Sales Proceeds	5,651	37	83	5,771	47,167		
Revenues from the Zone	9,325	12,625	3,141	25,091	71,618		
Other Receipts							
Toll Revenues	58,055	101,408	81,266	240,729	816,230		
FBDC Dividends					450,000		
Interest Income	177,816	26,390	22,846	227,052	442,589		
NG Subsidy to CDC					423,992		
Miscellaneous Income	1,347	10,412	7,086	18,845	145,927		
Remittance of Disposition Proceeds						312,930	Per RA 7917 & EO 309
<b>GRAND TOTAL</b>	<b>262,186</b>	<b>506,759</b>	<b>117,454</b>	<b>886,398</b>	<b>3,539,026</b>	<b>312,930</b>	


Prepared By:

Recommending Approval:

Approved by:

  
\_\_\_\_\_  
HEDDA Y. RULONA  
Department Manager III

  
\_\_\_\_\_  
NENA D. RADO  
Vice President - Finance

  
\_\_\_\_\_  
ARNEL PACIANO D. CASANOVA, Esq.  
President and Chief Executive Officer