


MONTHLY CASH PROGRAM
For the Year ended December 2010


Department: BASES CONVERSION AND DEVELOPMENT AUTHORITY
Fund : CORPORATE FUNDS

PARTICULARS (In Thousands)	TOTAL CASH PROGRAM	JAN	FEB	MAR	APR	MAY	JUN	JUL	AUG	SEP	OCT	NOV	DEC
PERSONAL SERVICES	299,974	22,381	17,295	15,924	29,379	42,392	41,328	22,737	21,292	33,658	13,793	26,499	13,296
MAINTENANCE AND OTHER OPERATING EXPENSES													
Operating Expenses	264,455	8,817	11,197	28,010	12,133	13,530	18,075	7,644	13,831	12,891	9,054	317	128,956
Refund of Bid Bonds	571,791		32		564,000	497	25	94	74		20		7,049
Subsidiaries	176,095	6,240	27,833	3,824	1,135	24,809	1,346	36,002	12,049	27,414	1,198	18,908	15,337
Subic-Clark-Tarlac Expressway Project	504,328	50,122	55,276	5,127	34,195	5,036	38,903	79,308	32,044	32,532	104,228	30,959	36,598
CAPITAL OUTLAYS													
Office Furniture, Fixture & Equipment	11,298						19		10,000	155	19	72	1,033
Capital Expenditure Projects	171,178						5,700	1,085			27,299		137,094
Subsidiaries	202,661		55				66,792	91,600	122		44,094		
Subic-Clark-Tarlac Expressway Project	1,761,047	607,633	417,124	182,812	47,619	63,771	16,628	44,771	16,922	161,223	81,824	120,720	
OTHERS (SHARE OF BENEFICIARY AGENCIES)	2,070,114	318	2,547		8,916	25,766		31,870	239,125	46,733	493,648	457,500	763,691
GRAND TOTAL	6,032,941	695,511	531,357	235,697	697,377	175,801	188,816	315,111	345,459	314,606	775,177	654,975	1,103,054


Prepared By:


 HEDDA Y. RULONA
 Department Manager III

Recommending Approval:


 NENA D. RADO
 VP for Finance

Approved by:



 ARNEL PACIANO D. CASANOVA, Esq.
 President and Chief Executive Officer

ACTUAL MONTHLY INCOME
For the year ended December 2010

Department: BASES CONVERSION AND DEVELOPMENT AUTHORITY
Fund : CORPORATE FUNDS


CLASSIFICATION/SOURCES OF INCOME (In Thousands)	LEGAL BASIS	Total	JAN	FEB	MAR	APR	MAY	JUN	JUL	AUG	SEP	OCT	NOV	DEC
JV Proceeds		2,580,665			188,000	1,312,000			472,693	25,892	31,707	490,332	42,011	18,030
Lease Proceeds		437,367	12,053	6,577	38,508	96,553	102,727	118,312	11,121	8,687	19,538	4,094	7,841	11,356
Sales Proceeds		17,279	69	5,179	5,695	60	160	104	34	104	5,561	50	67	196
Revenues from the Zone		159,272	2,951	2,566	3,215	2,456	16,665	2,964	72,045	22,042	8,243	9,060	13,769	3,296
SCTEP Operations														
JICA Loan Proceeds	RA 7227 as amended by RA 7917	1,263,140		161,675	414,909	182,417	10,917	63,651	4,444	44,699	16,851	161,152	81,752	120,673
NG Tax Subsidy		497,953	446,005	2,215	396	36,702	120	12,184	71	71	71	71	47	
Other Receipts														
Toll Revenues		629,100	51,572	47,294	57,479	63,682	62,394	49,636	46,295	49,415	45,217	43,305	55,153	57,658
FBDC Dividends		450,000		315,000						135,000				
Interest Income		318,849	42,308	3,665	22,092	37,440	21,664	31,846	41,356	13,404	20,485	35,247	27,453	21,889
NG Subsidy to CDC		91,600							91,600					
Miscellaneous Income		256,757	6,632	7,411	4,490	1,246	699	4,124	7,973	188,577	57	2,815	16,713	16,020
GRAND TOTAL		6,701,981	561,590	551,581	734,784	1,732,556	215,346	282,821	747,632	487,891	147,730	746,126	244,806	249,118

Prepared By:




HEDDA Y. RULONA
Budget Manager III

Recommending Approval:



NENA D. RADO
Vice President - Finance

Approved by:




ARNEL PACIANO D. CASANOVA, Esq.
President and Chief Executive Officer

FINANCIAL REPORT OF OPERATION
For the Year Ended December 2010

Department: BASES CONVERSION AND DEVELOPMENT AUTHORITY
Fund : CORPORATE FUNDS


PARTICULARS (In Thousands)	APPROVED BUDGET	OBLIGATIONS INCURRED	UNOBLIGATED BALANCES
Personal Services	299,974	299,974	
Maintenance and Other Operating Expenses	1,516,135	1,516,135	
Capital Outlays	2,146,719	2,146,719	
Others (Remittance to BTr)	2,070,113	2,070,113	
GRAND TOTAL	6,032,941	6,032,941	

Prepared By:




HEDDA Y. RULONA
 Department Manager III

Recommending Approval:



NEMA D. RADO
 Vice President - Finance

Approved by:




ARNEL PACIANO D. CASANOVA, Esq.
 President and Chief Executive Officer

QUARTERLY REPORT OF INCOME
For the quarter ending December 2010

Department: BASES CONVERSION AND DEVELOPMENT AUTHORITY
Fund : CORPORATE FUNDS


CLASSIFICATION/ SOURCES OF INCOME (In Thousands)	ACTUAL				CUMULATIVE INCOME COLLECTIONS TO DATE	CUMULATIVE INCOME DEPOSITED IN BTr	REMARKS
	October	November	December	Total			
JV Proceeds	490,332	42,011	18,030	550,373	2,580,665		
Lease Proceeds	1,398	5,562		6,960	437,367		
Sales Proceeds	2,746	2,346	11,552	16,644	17,279		
Revenues from the Zone	9,060	13,769	3,296	26,125	159,272		
SCTEP Operations							
JICA Loan Proceeds	161,152	81,752	120,673	363,577	1,263,140		
NG Tax Subsidy	71	47		118	497,953		
Other Receipts							
Toll Revenues	43,305	55,153	57,658	156,116	629,100		
FBDC Dividends					450,000		
Interest Income	35,247	27,453	21,889	84,589	318,849		
NG Subsidy to CDC					91,600		
Miscellaneous Income	2,815	16,713	16,020	35,548	256,757		
Remittance of Disposition Proceeds						2,070,113	Per RA 7917 & EO 309
GRAND TOTAL	746,126	244,806	249,118	1,240,050	6,701,981	2,070,113	

Prepared By:




HEDDA Y. RULONA
Department Manager III

Recommending Approval:



NENA D. RADO
Vice President - Finance

Approved by:



ARNEL PACIANO D. CASANOVA, Esq.
President and Chief Executive Officer