

**MONTHLY CASH PROGRAM**  
 For the Period Ended 31 December 2018  
 (in Php Thousands)

Department : BASES CONVERSION AND DEVELOPMENT AUTHORITY  
 Fund : CORPORATE FUNDS

PARTICULARS	ACTUAL												Total
	JAN	FEB	MAR	APR	MAY	JUN	JUL	AUG	SEP	OCT	NOV	DEC	
Personal Services	14,058	12,034	16,459	32,539	13,720	18,314	17,061	15,307	28,197	15,160	28,140	30,000	240,989
Maintenance and Other Operating Expenses													
Operating Expenses	18,894	27,251	32,312	49,163	49,943	57,749	24,376	63,473	31,877	60,960	23,224	270,000	709,222
Subic Clark Tarlac Expressway		1,615	579,927	224,515		1,765	268		564,253	44	14	15	1,372,416
Share of Beneficiary Agencies			2,132,390										2,132,390
Capital Outlay													
Furniture, Fixtures and Equipment					217		384	40	3,328		203	10,000	14,172
Infrastructure Projects					4,550		22,232	22,497	44,464	3,629	636	208,286	306,294
New Clark City Project	26,143	38,249	18,274	40,803	17,625	24,770	511,086	34,982	561,636	18,809	25,762	51,514	1,369,653
Clark Airport Expansion Project		4	190	46	21,213	2,069	1,102	10	59	4,533		5,000	34,226
National Government Administrative Center		9	32	38,264	8	32	49	4	3	4		10	38,415
Iconic Building Project		32			21		32					5	90
Subic Clark Railway Project													
Subsidiaries		69,915			76,851	20,564		54,437	22,397	8,028	28,092	18,068	298,352
Prior Years Obligations	19,862	159,307	1,576,660	112,085	1,006,869	25,626	47,434	43,102	44,287	38,132	33,976		3,107,340
Return of Bid Security												330,000	
<b>GRAND TOTAL</b>	<b>78,957</b>	<b>308,416</b>	<b>4,356,244</b>	<b>497,415</b>	<b>1,191,017</b>	<b>150,889</b>	<b>624,024</b>	<b>233,852</b>	<b>1,300,501</b>	<b>149,299</b>	<b>140,047</b>	<b>922,898</b>	<b>9,623,559</b>


Prepared By:


  
 HEDDA Y. RULONA  
 Department Manager III

Recommending Approval:

  
 NENA D. RADO  
 SVP and Chief Financial Officer

Approved by:

  
 VIVENCIO B. DIZON  
 President and Chief Executive Officer




**ESTIMATED MONTHLY CASH RECEIPTS**  
**For the Period Ended 31 December 2018**  
**(in Php Thousands)**

Department : BASES CONVERSION AND DEVELOPMENT AUTHORITY  
 Fund : CORPORATE FUNDS

CLASSIFICATION/SOURCES OF RECEIPTS (In Thousands)	LEGAL BASIS	2017	ACTUAL												Total
			JAN	FEB	MAR	APR	MAY	JUN	JUL	AUG	SEP	OCT	NOV	DEC	
Joint Venture Proceeds	RA 7227 as amended by RA 7917	1,705,410						35,773	118,164		556,226	306,617	32,949		1,049,729
Lease Proceeds		696,982	16,659	158,405	70,276	160,830	29,813	126,708	83,769	1,415	9,257	36,833	8,282	947	703,194
Sales Proceeds		462,515	125				6,613							4,949	1,159,002
New Disposition		280,759					600,000				1,693,000	120,000			2,000,000
Concession Fees		1,027,620	104,734	95,849	86,457	102,259	112,814	112,875	96,870	89,927	95,359	89,505	100,805	103,442	1,190,896
Other Receipts:															
NG Subsidy /Equity		1,350,590			20,111			20,564	468,676		576,879				35,462
Redemption of Preferred Shares									1,873,718						1,873,718
Dividend Income - FBDC		450,000							450,000						450,000
Trust Fund			356,000						100,000			962,000			70,000
Business Resolution Agreement		6,048,000													1,488,000
Heritage Park Proceeds			296	226	233	350	168	168	169	165	137	173	177	149	2,411
Interest Income		217,103	38,613	7,871	40,140	15,634	29,135	12,385	21,443	25,570	47,933	46,638	56,341	33,417	375,120
Miscellaneous Receipts		370,003	22,009	323,107	15,532	44,743	27,218	25,694	31,529	23,508	6,435	351,021	82,920	268,842	1,222,558
<b>GRAND TOTAL</b>			<b>12,608,982</b>	<b>538,436</b>	<b>585,458</b>	<b>232,749</b>	<b>323,816</b>	<b>805,761</b>	<b>334,167</b>	<b>3,244,338</b>	<b>1,833,585</b>	<b>1,412,226</b>	<b>1,792,787</b>	<b>286,423</b>	<b>3,671,261</b>

Prepared By:  
  
 HEDDA Y. RULONA  
 Department Manager III

Recommending Approval:  
  
 NENA D. RADO  
 SVP and Chief Financial Officer

Approved by:  
  
 VIVENCIO B. DIZON  
 President and Chief Executive Officer

**FINANCIAL REPORT OF OPERATION**  
**For the Period Ended 31 December 2018**  
**(in Php Thousands)**

**Department** : BASES CONVERSION AND DEVELOPMENT AUTHORITY  
**Fund** : CORPORATE FUNDS

PARTICULARS	APPROVED BUDGET	OBLIGATIONS INCURRED	BUDGET BALANCE
General Administration and Support Services			
Personal Services	133,814	86,248	47,565
Maintenance and Other Operating Expenses	414,918	268,401	146,517
Capital Outlays - Furniture, Fixtures and Equipment	30,167	1,362	28,805
Support to Operations			
Personal Services	146,525	99,503	47,022
Maintenance and Other Operating Expenses	541,923	208,027	333,896
Capital Outlays - Furniture, Fixtures and Equipment	84,809	3,971	80,838
Operations			
Personal Services	56,477	38,394	18,084
Maintenance and Other Operating Expenses	177,233	31,139	146,094
Capital Outlays - Furniture, Fixtures and Equipment			
Projects			
Infrastructure Projects	2,733,059	321,048	2,412,011
Subic Clark Tarlac Expressway	1,496,040	1,378,211	117,829
New Clark City Project	8,817,969	1,369,491	7,448,479
Clark Airport Expansion Project	325,900	29,240	296,660
National Government Administrative Center Project	39,455	38,412	1,043
Iconic Building Project	273,500	85	273,415
Share of Beneficiary Agencies	2,132,390	2,132,390	
Subsidiaries	663,775	298,353	365,421
Prior Year Obligations	5,701,721	3,109,740	2,591,981
<b>GRAND TOTAL</b>	<b>23,769,676</b>	<b>9,414,017</b>	<b>14,355,659</b>

Prepared By:




**HEDDA Y. RULONA**  
 Department Manager III

Recommending Approval:



**NENA D. RADO**  
 SVP and Chief Financial Officer

Approved by:



**VIVENCIO B. DIZON**  
 President and Chief Executive Officer

**MONTHLY REPORT OF GAQH RECEIPTS**  
For the Period Ended 31 December 2018  
(in Php Thousands)

Department : BASES CONVERSION AND DEVELOPMENT AUTHORITY  
Fund : CORPORATE FUNDS

CLASSIFICATION/ SOURCES OF RECEIPTS	Actual Receipts												TOTAL COLLECTIONS	CUMULATIVE INCOME	REMARKS			
	January	February	March	April	May	June	July	August	September	October	November	December						
Joint Venture Proceeds																		
Lease Proceeds	16,659	158,405	70,276	160,830	29,813	35,773	118,164	1,415	556,226	306,617	32,949	32,949	1,082,678					
Sales Proceeds	125				6,613	126,708	83,769		9,257	36,833	8,282	8,282	710,529					
New Disposition					600,000			1,693,000			4,949	4,949	16,636					
Concession Fees	104,734	95,849	86,457	102,259	112,814	112,875	96,870	89,927	120,000	89,505	100,805	100,805	2,413,000					
Other Receipts	416,918	331,204	76,016	60,727	56,521	58,811	2,945,535	49,243	631,384	1,359,832	139,438	139,438	1,188,259					
Remittance to BTR													6,265,067					
Dividends Declaration																		
<b>GRAND TOTAL</b>	<b>538,436</b>	<b>585,458</b>	<b>232,749</b>	<b>323,816</b>	<b>805,761</b>	<b>334,167</b>	<b>3,244,338</b>	<b>1,833,585</b>	<b>1,412,226</b>	<b>1,792,787</b>	<b>286,423</b>	<b>286,423</b>	<b>11,676,169</b>			<b>3,623,969</b>	<b>905,743</b>	

Prepared By:

*[Signature]*  
**HEDDA Y. RULONA**  
Department Manager III

Recommending Approval:

*[Signature]*  
**MENA D. RADOC**  
SVP and Chief Financial Officer

Approved by:

*[Signature]*  
**VIVENCIO B. DIZON**  
President and Chief Executive Officer



**STATEMENT OF ALLOTMENT, OBLIGATIONS AND BALANCES**  
**For the Period Ended 31 December 2018**  
**(in Php Thousands)**

**Department** : BASES CONVERSION AND DEVELOPMENT AUTHORITY  
**Fund** : CORPORATE FUNDS

PARTICULARS	APPROVED BUDGET	OBLIGATIONS INCURRED		BUDGET BALANCE
		This Report	TO DATE	
<b>CURRENT YEAR BUDGET</b>				
<b>PERSONAL SERVICES</b>	336,815	12,016	224,145	112,671
Salaries and Wages	135,437	8,459	102,836	32,601
Other Personnel - Related Expenses:	187,122	3,253	114,685	72,438
PERA	2,352	146	1,802	550
Representation Allowance	3,642	199	2,971	671
Transportation Allowance	3,642	193	2,110	1,532
Clothing Allowance	980		910	70
Mid-Year Bonus	11,286			11,286
Year-End Bonus	11,286		8,889	2,398
Cash Gift	980		751	229
Loyalty	110		100	10
Rice Subsidy	7,056		4,180	2,876
Medical Benefits	12,782	87	7,336	5,446
Anniversary Bonus	588		447	141
Meal Allowance	1,176	73	891	285
Christmas Package	19,780		14,020	5,760
Educational Subsidy	11,286		8,740	2,547
Amelioration Allowance	19,780		10,196	9,584
Productivity Enhancement Incentive	1,404	728	728	677
Performance Based Bonus	9,862			9,862
Provident and Housing Fund Contribution	42,143		29,574	12,569
Term Insurance Premium	368		193	174
ECC Contributions	235	15	165	71
PAG-IBIG Contributions	235	15	178	57
PHILHEALTH Contributions	896	68	825	71
Life and Retirement Insurance Contributions	16,252	1,026	11,426	4,826
Personnel Benefits - Others	9,000	704	8,254	746
BOD Expenses	14,256	304	6,624	7,632
<b>MAINTENANCE AND OTHER OPERATING EXPENSES</b>	1,134,075	267,228	507,568	626,507
Travel and Educational Expenses				
Training and Scholarship Expenses	8,820	309	4,930	3,890
Travelling Expenses	17,655	1,261	16,146	1,509
Communication Expense				
Telephone Expenses - Landline	7,711	22	2,710	5,001
Telephone Expenses - Mobile	1,330	26	935	395
Other Expenses	5,199	99	1,439	3,760
Supplies and Materials Expenses				
Office Supplies Expenses	10,105	560	3,031	7,073
Medical, Dental and Laboratory Supplies Expense				
Fuel, Oil and Lubricants Expenses	6,808	657	6,057	751
Books and Subscriptions	380		48	332
Repairs and Maintenance	29,481	548	11,310	18,171
Repairs & Maintenance - Office Equipment				
Repairs & Maintenance - Building and Other Structure				
Repairs & Maintenance - Land Transportation				
Repairs & Maintenance - Furniture & Fixtures				
Annual Maintenance/Software Licensing				
Rent/Lease Expenses	97,437	2,743	29,852	67,585
Utility Expenses				
Electricity Expenses	16,120	963	11,262	4,858
Water Expenses	1,238	55	909	329

*[Handwritten Signature]*

PARTICULARS	APPROVED BUDGET	OBLIGATIONS INCURRED		BUDGET BALANCE
		This Report	TO DATE	
Representation and Business Development Expenses	13,350	479	5,149	8,201
Taxes, Duties, Insurance and Premiums	231,835	66,939	72,578	159,256
Printing and Advertising Expense				
Advertising, Promotional & Marketing Expense	49,305	1,301	24,531	24,774
Printing Expenses	4,560		286	4,274
Professional Services				
Security Services	87,939	2,765	50,329	37,610
Legal Services	13,000	0	2,906	10,094
Consultancy Services/Technical Services	49,120	2,463	10,921	38,199
General/Janitorial Expenses	76,280	4,728	12,460	63,820
Contract of Service	34,000	2	31,277	2,723
Asset and Estate Management Fees	7,000	10	1,513	5,487
Auditing Services	8,620	7	8,128	492
Honoraria - Others	565		444	121
Demolition and Dredging Expenses				
Indemnities and Other Claims	91,000			91,000
Survey and Titling Expenses	34,330		520	33,810
Membership Dues & Contribution Expenses	300	10	71	229
Donations	300		90	210
BOD Related Expenses	2,160	159	1,718	442
Other Maintenance and Operating Expenses				
Miscellaneous Expenses	216,446	181,122	192,023	24,423
Build Build Build Project	6,382		3,173	3,209
Cultural and Athletic Expenses	5,000		821	4,179
Awards and Rewards Expenses	300			300
Subic Clark Tarlac Expressway	1,496,040	288	1,378,211	117,829
Project Management Expenses	107,208	288	11,342	95,866
JICA Debt Servicing	1,167,240		1,139,754	27,486
DOF Guarantee Fee	221,593		227,116	-5,523
<b>CAPITAL OUTLAYS</b>	<b>2,848,035</b>	<b>224,199</b>	<b>326,381</b>	<b>2,521,655</b>
Furniture, Fixtures and Equipment	114,976	1,159	5,333	109,643
Office Furniture, Fixtures and Equipments				
IT Equipment/Projects				
Motor Vehicles				
Infrastructure Projects	2,733,059	223,040	321,048	2,412,011
Luzon Bypass Infrastructure Project	1,335,000	222,322	307,557	1,027,443
Bonifacio South Main Boulevard	480,000			480,000
Metro Manila Greenways Project	405,694			405,694
Widening of Lawton Avenue Project	200,000			200,000
BCDA Office-Clark	71,375	718	13,491	57,884
Subic-Clark Railway Project	70,000			70,000
BCDA Storage Areas	50,000			50,000
DED for the Bonifacion South Main Boulevard Project	50,000			50,000
DAED - BNS/PMC Replication Project	58,500			58,500
Primary Electrical Posts within BTP	7,000			7,000
Connecting Gangway for Clark International Airport	5,490			5,490
Other Projects	9,456,824	51,372	1,437,229	8,019,596
New Clark City Project	8,817,969	51,352	1,369,491	7,448,479
Clark Airport Expansion Project	325,900	15	29,240	296,660
National Government Administrative Center Project	39,455	5	38,412	1,043
Iconic Building Project	273,500		85	273,415
<b>SHARE OF BENEFICIARY AGENCIES</b>	<b>2,132,390</b>		<b>2,132,390</b>	
<b>SUBSIDIARIES</b>	<b>663,775</b>	<b>18,069</b>	<b>298,353</b>	<b>365,421</b>
John Hay Management Corporation	155,504	5,864	130,476	25,028
Poro Point Management Corporation	145,371		112,712	32,659
Clark Development Corporation	362,900	12,204	55,166	307,734
<b>PRIOR YEAR OBLIGATIONS</b>	<b>5,701,721</b>	<b>2,400</b>	<b>3,109,740</b>	<b>2,591,981</b>
<b>GRAND TOTAL</b>	<b>23,769,676</b>	<b>575,572</b>	<b>9,414,017</b>	<b>14,355,659</b>

Prepared By:

HEDDA Y. RULONA  
Department Manager III

Recommending Approval:

NENA D. RADOC  
SVF and Chief Financial Officer

Approved by:

VIVENCIO B. DIZON  
President and Chief Executive Officer