

## STATEMENT OF ALLOTMENT, OBLIGATIONS AND BALANCES

For the period ended February 2015  
(with Projections up to December 2015)

Department: BASES CONVERSION AND DEVELOPMENT AUTHORITY

Fund : CORPORATE FUNDS

PARTICULARS (In Thousands)	APPROVED BUDGET *	OBLIGATIONS INCURRED **		BUDGET BALANCE
		THIS REPORT	TO DATE	
<b>CURRENT YEAR BUDGET</b>				
<b>PERSONAL SERVICES</b>	306,345	15,368	25,543	280,802
Salaries and Wages	123,055	8,716	17,438	105,617
Other Compensation:	166,922	6,133	7,167	159,755
PERA	2,184	152	304	1,880
Representation Allowance	3,786	204	381	3,405
Transportation Allowance	3,786	173	339	3,447
Clothing Allowance	910	755	755	155
Overtime Pay		89	89	(89)
13th Month Pay	10,255			10,255
Cash Gift	910			910
Christmas Package	18,148			18,148
Amelioration Pay	18,148			18,148
Educational Subsidy	10,254			10,254
Medical Benefits HMO	5,460			5,460
Medical Benefits Direct	5,537	206	207	5,330
Rice Subsidy	6,552	357	357	6,195
Meal Allowance	1,092	75	151	941
Anniversary Bonus	546			546
Productivity Enhancement Incentive	910			910
Productivity Based Bonus	15,000			15,000
Term Insurance Premium	340			340
Provident Fund Contribution	19,187	1,354	1,354	17,833
Housing Fund Contribution	19,187	1,354	1,354	17,833
GSIS Life and Retirement Premium	14,767	1,043	1,043	13,724
PAG-IBIG Contributions	218	17	17	201
Medicare Contributions	817	56	56	761
ECC Premium	218	15	15	203
Other Personnel Benefits				
Maternity Benefit	200	15	15	185
Loyalty Award	210			210
Terminal/Monetization Leave		268	730	(730)
Honoraria - Employees	800			800
Car Plan	7,500			7,500
BOD Expenses	16,368	519	938	15,430
<b>MAINTENANCE AND OTHER OPERATING EXPENSES</b>	2,235,208	27,509	43,405	2,191,803
Travel and Educational Expenses				
Training and Scholarship Expenses	9,850	72	72	9,778
Travelling Expenses	3,690	444	1,252	2,438
Communication Expense				
Telephone Expenses - Landline	3,357			3,357
Internet Expense	2,231	102	147	2,084
Telephone Expenses - Mobile	1,240	3	3	1,237
Postage & Deliveries	490	16	18	472
SEC Prepaid Load	20			20
Cable, Satellite, Telegraph & Radio Expenses	40	3	7	33
Supplies and Materials Expenses				
Office Supplies Expenses	5,601			5,601
Medical, Dental and Laboratory Supplies Expense	200			200
Fuel, Oil and Lubricants Expenses	6,000	192	192	5,808
Books and Subscriptions	90			90

A

Jep

PARTICULARS (In Thousands)	APPROVED BUDGET *	OBLIGATIONS INCURRED **		BUDGET BALANCE
		THIS REPORT	TO DATE	
Repairs and Maintenance				
Repairs & Maintenance - Office Equipment	10,110			10,110
Repairs & Maintenance - Building and Other Structure	2,750			2,750
Repairs & Maintenance - Land Transportation	2,000	24	33	1,967
Repairs & Maintenance - Furniture & Fixtures	100			100
Rent/Lease Expenses	26,768	2,259	3,841	22,927
Utility Expenses				
Electricity Expenses	14,680	866	1,055	13,625
Water Expense	640	13	18	622
Representation and Business Development Expenses	8,182	120	201	7,981
Taxes, Duties, Insurance and Premiums				
Insurance/Reinsurance Premium	28,779	669	688	28,091
Taxes, Duties and Licenses	85,264	17,333	27,592	57,672
Bank Service Charge	50	1	1	49
Printing and Advertising Expense				
Advertising, Promotional & Marketing Expense	29,495	462	801	28,694
Printing Expenses	2,360			2,360
Professional Services				
Consultancy Services	33,118	75	75	33,043
Legal Services	27,200	1	1	27,199
Brokers Fees	37,500	850	2,996	34,504
Security Services	47,557			47,557
AFP Military Properties	54,000			54,000
Asset and Estate Management Fees	20,366			20,366
BMHI Technical Services	17,063			17,063
General/Janitorial Expenses	22,000	739	739	21,261
Honoraria - Others	180			180
Auditing Services	7,179	6	6	7,173
Demolition and Dredging Expenses				
Indemnities and Other Claims	3,000	190	290	2,710
Survey and Titling Expenses	87,295			87,295
Membership Dues & Contribution Expenses	300	22	60	240
Donations	300			300
Other Maintenance and Operating Expenses				
Miscellaneous Expenses	151,092	636	636	150,456
Cultural and Athletic Expenses	3,500			3,500
Awards and Rewards Expenses	200			200
Subic Clark Tarlac Expressway	1,479,371	2,411	2,681	1,476,690
Project Management Expenses	1,038,891	2,411	2,681	1,036,210
JICA Debt Servicing - Interest Expense	215,313			215,313
DOF Guarantee Fee	225,167			225,167
<b>CAPITAL OUTLAYS</b>	<b>1,342,314</b>	<b>1,044</b>	<b>1,398</b>	<b>1,340,916</b>
Non-Infrastructure	36,799			36,799
Office Furniture, Fixtures and Equipments	1,645			1,645
IT Equipment/Projects	27,354			27,354
Motor Vehicles	7,800			7,800
Infrastructure Projects	139,518			139,518
Civil Works				
Fort Bonifacio Projects (9th Avenue)	85,000			85,000
Replication of K9 Unit Facilities	13,500			13,500
Repair of Switchgear at McKinley Parkway & 26th St.	1,818			1,818
Others				
BTP Fiber Optics	15,000			15,000
Detailed Engineering Design for Replication of BNS/PMC Facilities	12,000			12,000
Detailed Engineering Design for Replication of ASCOM/SSU/DACC Facilities	10,000			10,000
Renovation of Clark Staffhouses	1,200			1,200
Detailed Engineering Design for Replication of K9 Unit Facilities	1,000			1,000


fy

PARTICULARS (In Thousands)	APPROVED BUDGET *	OBLIGATIONS INCURRED **		BUDGET BALANCE
		THIS REPORT	TO DATE	
Clark Green City Project Project Management Expenses	1,094,039	1,044	1,398	1,092,641
Special Projects Project Management Expenses	71,958			71,958
<b>OTHERS</b>	<b>3,165,555</b>	<b>128,412</b>	<b>128,412</b>	<b>3,037,143</b>
Share of Beneficiary Agencies	2,051,516			2,051,516
Subic Clark Tarlac Expressway Subsidiaries	857,778			857,778
John Hay Management Corporation	115,050	68,560	68,560	46,490
Poro Point Management Corporation	138,009	59,852	59,852	78,157
SCAD Council	3,202			3,202
<b>PRIOR YEAR'S BUDGET</b>	<b>4,382,446</b>	<b>33,334</b>	<b>134,505</b>	<b>4,247,941</b>
Operating Expenses	542,877	5,371	33,032	509,845
Capital Outlays	118,493	378	1,301	117,192
Share of Beneficiary Agencies	1,869,084			1,869,084
Subic-Clark Tarlac-Expressway Project/Clark Green City/Special Proj	1,811,769	7,966	78,239	1,733,530
Subsidiaries	40,223	19,619	21,933	18,290
<b>Grand Total</b>	<b>11,431,868</b>	<b>205,667</b>	<b>333,263</b>	<b>11,098,605</b>

\* BCDA Board - approved budget


\*\*Refer to actual obligations/expenditures incurred (Inclusive of taxes)

Prepared By:




**HEDDA Y. RULONA**  
Department Manager III

Recommending Approval:



**NENA D. RADO**  
Vice President for Finance

Approved by:



**ARNEL PACIANO D. CASANOVA, Esq.**  
President and Chief Executive Officer

