


QUARTERLY PHYSICAL REPORT OF OPERATION
As of 31 March 2024

Department : OFFICE OF THE PRESIDENT
 Agency : BASES CONVERSION AND DEVELOPMENT AUTHORITY
 Operating Unit :
 Organization Code (UACS) :

	Current Year Appropriations
	Supplemental Appropriations
	Continuing Appropriations
	Off-Budget Account

Particulars	UACS CODE	Physical Targets					Physical Accomplishments					Variance as of 31 March 2024	Remarks
		1st Quarter	2nd Quarter	3rd Quarter	4th Quarter	Total	1st Quarter	2nd Quarter	3rd Quarter	4th Quarter	Total		
1	2	3	4	5	6	7=(3+4+5+6)	8	9	10	11	12=(8+9+10+11)	13	14
Part A													
I. Operations													
Power Subsidy													
II. Projects													
III. Automatic Appropriations													
Part B													
Major Programs/Projects													
Outcome Indicators													
1. Number of generated employment	31010000000000	125	130	150	145	550	116	0	0	0	116	(434)	
Outcome Indicators													
1. Number of road projects started	31010000000000	0	0	0	2	2	0	0	0	0	0	0	
2. Percentage of completion of road projects	31010000000000	6%	7%	8%	6%	27%	0%	0%	0%	0%	0%	-27%	

Prepared By: 
RYAN S. GALURA
 Officer-in-Charge - Strategic Projects Management Department (SPMD)
 Date: 

Approved by: 
MARK P. TORRES 29 MAR 24
 Officer-in-Charge, Office of the Senior Vice-President - Conversion and Development Group (OSVP-CDG)
 Date:

QUARTERLY PHYSICAL REPORT OF OPERATION
As of 31 March 2024

Department : OFFICE OF THE PRESIDENT
 Agency : BASES CONVERSION AND DEVELOPMENT AUTHORITY
 Operating Unit :
 Organization Code (UACS) :

	Current Year Appropriations
	Supplemental Appropriations
	Continuing Appropriations
	Off-Budget Account

Particulars	UACS CODE	Physical Targets					Physical Accomplishments					Variance as of 31 March 2024	Remarks
		1st Quarter	2nd Quarter	3rd Quarter	4th Quarter	Total	1st Quarter	2nd Quarter	3rd Quarter	4th Quarter	Total		
1	2	3	4	5	6	7=(3+4+5+6)	8	9	10	11	12=(8+9+10+11)	13	14
Part A													
I. Operations													
Power Subsidy													
II. Projects													
III. Automatic Appropriations													
Part B													
Major Programs/Projects													
Outcome Indicators													
1. Number of generated employment	31010000000000	100	300	195	100	695	0	0	0	0	0	0 -	100
Outcome Indicators													
1. Number of road projects started	31010000000000	1	1	2	1	5	0	0	0	0	0	0 -	1
2. Percentage of completion of road projects	31010000000000	4%	6%	7%	8%	0%	0%	0%	0.00%	0.00%	0%	0%	-4%

Prepared By: 
 EYAN S. GALURA

Officer-in-Charge - Strategic Projects Management Department (SPMD)
 Date: 

Approved by: 
 MARK P. TORRES

Officer-in-Charge, Office of the Senior Vice-President - Conversion and Development Group (OSVP-CDG)
 Date:

STATEMENT OF APPROPRIATIONS, ALLOTMENTS, OBLIGATIONS, DISBURSEMENTS AND BALANCES
As of the Quarter Ending 31 March 2024
 (in Thousand Pesos)

Department OFFICE OF THE PRESIDENT
 Agency BASES CONVERSION AND DEVELOPMENT AUTHORITY
 Operating Unit _____
 Organization Code (UAC) _____
 Funding Source Code (as clustered) : _____
 (e.g. Old Fund Code: 101,102, 151)

	Current Year Appropriations
	Supplemental Appropriations
	Continuing Appropriations

Particulars	UACS CODE	Appropriations			Allotments					Current Year Obligations					Current Year Disbursements					Balances				
		Authorized Appropriation	Adjustments (To)/From, Realignment	Adjusted Appropriations	Allotments Received	Adjustments (Withdrawal, Realignment)	Transfer To	Transfer From	Adjusted Total Allotments	1st Quarter	2nd Quarter	3rd Quarter	4th Quarter	Total	1st Quarter	2nd Quarter	3rd Quarter	4th Quarter	Total	Unreleased Appropriations	Unobligated Allotment	Unpaid Obligations (15-20) = (23+24)		
										Ending March 31	Ending June 30	Ending Sept. 30	Ending Dec. 31		Ending March 31	Ending June 30	Ending Sept. 30	Ending Dec. 31				20=(16+17+18+19)	21=(5-10)	22=(10-15)
1	2	3	4	5=(3+4)	6	7	8	9	10=[(6+(-)7)-8+9]	11	12	13	14	15=(11+12+13+14)	16	17	18	19	20=(16+17+18+19)	21=(5-10)	22=(10-15)	23	24	
I. Agency Specific Budget																								
<i>General Administration and Support</i>																								
General Administration and Supervision																								
PAP																								
PS																								
MOOE																								
Fin Exp.(if applicable)																								
CO																								
<i>Support to Operations</i>																								
PS																								
MOOE																								
Power Subsidy to SFA Semicon Corporation																								
Fin Exp.(if applicable)																								
CO																								
<i>Operations</i>																								
MFO																								
PAP																								
PS																								
MOOE																								
Fin Exp.(if applicable)																								
CO																								
<i>Locally-Funded Project(s)</i>																								
MFO 1 -Infrastructure Development Program																								
PAP																								
PS																								
MOOE																								
Infrastructure Development Program	101277	2,970,450		2,970,450	2,970,450				2,970,450	2,602,740				2,602,740								347,711	2,602,740	
Fin Exp.(if applicable)																								
CO																								
<i>Foreign-Assisted Project(s)</i>																								
PAP																								
PS																								
MOOE																								
Fin Exp.(if applicable)																								
CO																								
...continue down to the last PAP																								
Sub-Total, Agency Specific Budget																								
PS																								
MOOE																								
Fin Exp.(if applicable)																								
CO																								
II. Automatic Appropriations																								
RLIP																								
<i>Special Account in the General Fund (Please specify)</i>																								
Motor Vehicle Users Charge Fund																								
MOOE																								
CO																								
Sub-Total, Automatic Appropriations																								

STATEMENT OF APPROPRIATIONS, ALLOTMENTS, OBLIGATIONS, DISBURSEMENTS AND BALANCES

As of the Quarter Ending 31 March 2024

(in Thousand Pesos)

Department OFFICE OF THE PRESIDENT
 Agency BASES CONVERSION AND DEVELOPMENT AUTHORITY
 Operating Unit _____
 Organization Code (UAC) _____
 Funding Source Code (as clustered) : _____
 (e.g. Old Fund Code: 101,102, 151)

	Current Year Appropriations
	Supplemental Appropriations
	Continuing Appropriations

Particulars	UACS CODE	Appropriations			Allotments					Current Year Obligations					Current Year Disbursements					Balances				
		Authorized Appropriation	Adjustments (Transfer To/From, Realignment)	Adjusted Appropriations	Allotments Received	Adjustments (Withdrawal, Realignment)	Transfer To	Transfer From	Adjusted Total Allotments	1st Quarter	2nd Quarter	3rd Quarter	4th Quarter	Total	1st Quarter	2nd Quarter	3rd Quarter	4th Quarter	Total	Unreleased Appropriations	Unobligated Allotment	Unpaid Obligations (15-20) = (23+24)		
										Ending March 31	Ending June 30	Ending Sept. 30	Ending Dec. 31		Ending March 31	Ending June 30	Ending Sept. 30	Ending Dec. 31				Due and Demandable	Not Yet Due and Demandable	
1	2	3	4	5=(3+4)	6	7	8	9	10=[(6+7)-8+9]	11	12	13	14	15=(11+12+13+14)	16	17	18	19	20=(16+17+18+19)	21=(5-10)	22=(10-15)	23	24	
PS MOOE Fin Exp.(if applicable) CO III. Special Purpose Fund (Please specify) MPBF-PS PGF-PS (Pension Benefits) Sub-Total, Special Purpose Fund PS MOOE Fin Exp.(if applicable) CO GRAND TOTAL PS MOOE Fin Exp.(if applicable) CO	101277	2,970,450		2,970,450	2,970,450				2,970,450	2,602,740				2,602,740							347,711	2,602,740		
Recapitulation by MFO: MFO 1 -Infrastructure Development Program ...continue down to the last MFO	101277	2,970,450		2,970,450	2,970,450				2,970,450	2,602,740				2,602,740							347,711	2,602,740		
OF WHICH: Major Programs/Projects KRA No. 1 - Anti-Corruption, Transparent, Accountable and Participatory Governance Program Budgeting: MPP Other Major Programs and Projects and monitored by the President through PMS PAP ...continue down to the last PAP ...continue down to the last Program Budgeting ...continue down to the last KRA																								

Certified Correct:

Approved By:


 SHERRYL T. CORPUZ
 O/C, Budget and Revenue Allocation Department
 Date: APR 30 2024


 HEDDA Y. RULONA
 SVP, Procurement and Financial Management Group
 Date: APR 30 2024

STATEMENT OF APPROPRIATIONS, ALLOTMENTS, OBLIGATIONS, DISBURSEMENTS AND BALANCES

As of 31 March 2024

(in Thousand Pesos)

Department OFFICE OF THE PRESIDENT
 Agency BASES CONVERSION AND DEVELOPMENT AUTHORITY
 Operating Unit _____
 Organization Code (UACS) _____
 Funding Source Code (as clustered) : _____
 (e.g. Old Fund Code: 101,102, 151)

	Current Year Appropriations
	Supplemental Appropriations
	Continuing Appropriations

Particulars	Year/GAA	UACS CODE	Appropriations			Allotments				Current Year Obligations					Current Year Disbursements					Balances				
			Authorized Appropriation	Adjustments (Transfer (To)/From, Realignment)	Adjusted Appropriations	Allotments Received	Adjustments (Withdrawal, Realignment)	Transfer To	Transfer From BSCG	Adjusted Total Allotments	1st Quarter	2nd Quarter	3rd Quarter	4th Quarter	Total	1st Quarter	2nd Quarter	3rd Quarter	4th Quarter	Total	Unreleased Appropriations	Unobligated Allotment	Unpaid Obligations (15-20) = (23+24)	
											Ending March 31	Ending June 30	Ending Sept. 30	Ending Dec. 31		Ending March 31	Ending June 30	Ending Sept. 30	Ending Dec. 31				21=(5-10)	22=(10-15)
1	2	3	4	5=(3+4)	6	7	8	9	10=[(6+(-17) -8+9)]	11	12	13	14	15=[(11+12+13 +14)]	16	17	18	19	20=[(16+17+18 +19)]	21=(5-10)	22=(10-15)	23	24	
I. Agency Specific Budget																								
<i>General Administration and Support</i>																								
General Administration and Supervision																								
PAP																								
PS																								
MOOE																								
Fin Exp.(if applicable)																								
CO																								
<i>Support to Operations</i>																								
PS																								
MOOE																								
Fin Exp.(if applicable)																								
CO																								
<i>Operations</i>																								
MFO																								
PAP																								
PS																								
MOOE																								
Fin Exp.(if applicable)																								
CO																								
<i>Locally-Funded Project(s)</i>																								
MFO 1 -Infrastructure Development Program																								
PAP																								
PS																								
MOOE																								
Development of the New Clark City	2021	101277	830,000		830,000	830,000									830,000									
Operation and Maintenance of the NCC Sports Facilities	2021	101277	194,875		194,875	194,875									32,829						162,046		830,000	32,829
Subic Clark Railway Project	2021	101277	78,000		78,000	78,000									78,000								78,000	
Military Replication Projects	2021	101277	1,379,085		1,379,085	1,379,085									1,279,085						100,000		1,279,085	
Clark Airport Facilities	2021	101277	252,411		252,411	252,411									252,411								252,411	
Construction of Facilities/Amenities for the National Academy of Sports (NAS) Main Campus	2021	101277	50,000		50,000	50,000															50,000			
Fin Exp.(if applicable)																								
CO																								
<i>Foreign-Assisted Project(s)</i>																								
PAP																								
PS																								
MOOE																								
Fin Exp.(if applicable)																								
CO																								
...continue down to the last PAP																								
Sub-Total, Agency Specific Budget																								
PS																								
MOOE																								
Fin Exp.(if applicable)																								
CO																								
II. Automatic Appropriations																								
RLIP																								
<i>Special Account in the General Fund (Please specify)</i>																								
Motor Vehicle Users Charge Fund																								
MOOE																								
CO																								
Sub-Total, Automatic Appropriations																								

SUMMARY OF APPROPRIATIONS, ALLOTMENTS, OBLIGATIONS, DISBURSEMENTS AND BALANCES BY OBJECT OF EXPENDITURES
As of the Quarter Ending 31 March 2024
(in Thousand Pesos)

Particulars	UACS CODE	Appropriations			Allotments			Current Year Obligations					Current Year Disbursements				Balances						
		Authorized Appropriation	Adjustments (To)/From, Realignment)	Adjusted Appropriations	Allotments Received	Adjustments (Withdrawal, Realignment)	Transfer To	Transfer From	Adjusted Total	1st Quarter	2nd Quarter	3rd Quarter	4th Quarter	1st Quarter	2nd Quarter	3rd Quarter	4th Quarter	Unreleased Appropriations	Unobligated Allotment	Unpaid Obligations (15-20) = (23+24)			
										Ending	Ending	Ending	Ending							Total	Ending	Ending	Ending
		Allotments	March 31	June 30	Sept. 30	Dec. 31	Total	March 31	June 30	Sept. 30	Dec. 31	Total	March 31	June 30	Sept. 30	Dec. 31	Total	21=(5-10)	22=(10-15)	23	24		
1	2	3	4	5=(3+4)	6	7	8	9	10=[(6+(-)7)+(-)8+9]	11	12	13	14	15=(11+12+13+14)	16	17	18	19	20=(16+17+18+19)	21=(5-10)	22=(10-15)	23	24
SUMMARY																							
A. AGENCY SPECIFIC BUDGET																							
Personnel Services																							
Salaries and Wages																							
Salaries and Wages - Regular																							
Basic Salary - Civilian																							
Basic Pay - Military/Uniformed Personnel																							
Salaries and Wages - Contractual																							
Other Compensation																							
Personnel Economic Relief Allowance (PERA)																							
PERA - Civilian																							
PERA - Military/Uniformed Personnel																							
Representation Expenses																							
Transportation Allowance																							
Transportation Allowance																							
RATA of Sectoral/Alternate Sectoral Representatives																							
<i>Continue down to the last object of expenditure...</i>																							
Maintenance & Other Operating Expenses																							
Infrastructure Development Program	101277	2,970,450		2,970,450	2,970,450				2,970,450	2,602,740					2,602,740							347,711	2,602,740
Traveling Expenses																							
Traveling Expenses - Local																							
Traveling Expenses - Foreign																							
Training and Scholarship Expenses																							
Supplies and Materials Expenses																							
Office Supplies Expenses																							
Accountable Forms Expenses																							
Non-Accountable Forms Expenses																							
Animal/Zoological Supplies Expenses																							
Food Supplies Expenses																							
Welfare Goods Expenses																							
Drugs and Medicines Expenses																							
Medical, Dental and Laboratory Supplies Expenses																							
Fuel, Oil and Lubricants Expenses																							
Agricultural and Marine Supplies Expenses																							
Textbooks and Instructional Materials Expenses																							
Textbooks and Instructional Materials Expenses																							
Chalk Allowance																							
Military, Police and Traffic Supplies Expenses																							
Chemical and Filtering Supplies Expenses																							
Other Supplies and Materials Expenses																							
Utility Expenses																							
Water Expenses																							
Electricity Expenses																							
Power Subsidy																							
Financial Expenses																							
Management Supervision/Trusteeship Fees																							
Interest Expenses																							
Interest Paid to Non Residents																							
Interest Paid to Residents other than General Government																							
Interest Paid to other General Government Units																							
<i>Continue down to the last object of expenditure...</i>																							
Capital Outlays																							

SUMMARY OF APPROPRIATIONS, ALLOTMENTS, OBLIGATIONS, DISBURSEMENTS AND BALANCES BY OBJECT OF EXPENDITURES
As of the Quarter Ending 31 March 2024
 (in Thousand Pesos)

Particulars	UACS CODE	Appropriations			Allotments				Current Year Obligations					Current Year Disbursements					Balances						
		Authorized Appropriation	Adjustments (Transfer (To)/From, Realignment)	Adjusted Appropriations	Allotments Received	Adjustments (Withdrawal, Realignment)	Transfer To	Transfer From	Adjusted	1st Quarter	2nd Quarter	3rd Quarter	4th Quarter		1st Quarter	2nd Quarter	3rd Quarter	4th Quarter	Unreleased Appropriations	Unobligated Allotment	Unpaid Obligations (15-20) = (23+24)				
									Total	Ending	Ending	Ending	Ending	Total	Ending	Ending	Ending	Ending			Ending	Ending	Ending	Due and Demandable	Not Yet Due and Demandable
									Allotments	March 31	June 30	Sept. 30	Dec. 31		March 31	June 30	Sept. 30	Dec. 31				March 31	June 30	Sept. 30	Dec. 31
1	2	3	4	5=(3+4)	6	7	8	9	10=[(6+(-7)-8+9)]	11	12	13	14	15=[(11+12+13+14)]	16	17	18	19	20=[(16+17+18+19)]	21=(5-10)	22=(10-15)	23	24		
Property, Plant and Equipment Outlay Land and Improvement Outlay Buildings and Other Structures Outlay Buildings School Buildings Hospitals and Health Centers Markets Machinery and Equipment Outlay Machinery Office Equipment Information and Communication Technology Equipment <i>(sample object of expenditure only)</i> <i>Continue down to the last object of expenditure...</i>																									
B. AUTOMATIC APPROPRIATIONS Retirement and Life Insurance Premium Specify allotment class/object of expenditures Customs Duties and Taxes Specify allotment class/object of expenditures <i>Continue down to the last object of expenditure...</i>																									
C. SPECIAL PURPOSE FUNDS Miscellaneous Personnel Benefits Fund Specify allotment class/object of expenditures Pension and Gratuity Fund Specify allotment class/object of expenditures <i>Continue down to the last object of expenditure...</i>																									
GRAND TOTAL		2,970,450		2,970,450	2,970,450				2,970,450	2,602,740				2,602,740							347,711	2,602,740			

Certified Correct:


SHERRYL T. CORPUZ
 OIC, Budget and Revenue Allocation Department
 Date: **APR 30 2024**

Approved By:


HEDDA Y. RULONA
 SVP, Investment and Financial Management Group
 Date: **APR 30 2024**

List of Allotments and Sub-Allotments
As of the Quarter Ending 31 March 2024
(In Thousand Pesos)

Department : OFFICE OF THE PRESIDENT
Agency : BASES CONVERSION AND DEVELOPMENT AUTHORITY
Operating Unit : _____
Organization Code (UACS) : _____
Funding Source Code (as clustered) : _____
(e.g. Old Fund Code: 101,102, 151)


	Current Year Appropriations
	Continuing Appropriations
	Supplemental Appropriations

No.	Allotments / Sub-Allotments		Funding Source		Allotments / Sub-Allotments received from COs / ROs				Sub-Allotment to Regions/Operating Units				Total Allotments / Net of Sub-allotments			
	Number	Date	Description	UACS Code	PS	MOOE	CO	Total	PS	MOOE	CO	Total	PS	MOOE	CO	Total
1	2	3	4	5	6	7	8	9=(6+7+8)	10	11	12	13=(10+11+12)	14 = (6+10)	15 = (7+11)	16 = (8 + 12)	17=(14+15+16)
A. Allotments received from DBM																
1	Comprehensive Release per Annex A and A-1 of NBC No. 551															
2	GARO No. 2014-1 (RLIP)															
3																
4	GAAAO															
5	Programmed Appropriations		1-Jan-24	RA 11975 (FY2024 GAA)	101277		2,801,865	2,801,865						2,801,865		2,801,865
6	Prior Years' Subsidy						168,585	168,585						168,585		168,585
	Sub-total						2,970,450	2,970,450						2,970,450		2,970,450
B. Sub-allotments received from Central Office/Regional Office																
1																
2																
3																
4																
5																
6																
	Sub-Total															
	Total Allotments						2,970,450	2,970,450						2,970,450		2,970,450

Summary by Funding Source Code:																
Agency Specific Budget																
RLIP																
MPBF																

Certified Correct:

SHERRYL T. CORPUZ
OIC, Budget and Revenue Allocation Department
Date: APR 30 2024

Approved By:

HEDDA Y. RULONA
SVR, Investment and Financial Management Group
Date: APR 30 2024

STATEMENT OF OBLIGATIONS, DISBURSEMENTS, LIQUIDATIONS AND BALANCES for INTER-AGENCY FUND TRANSFERS

(for Source Agency use only)

As at the Quarter Ending 31 March 2024

Department OFFICE OF THE PRESIDENT
 Agency/Entity BASES CONVERSION AND DEVELOPMENT AUTHORITY
 Operating Unit
 Organization Code
 Fund Cluster
 (e.g. UACS Fund)

	Current Year Appropriation
	Supplemental Appropriatio
	Continuing Appropriations

Implementing Agencies and Projects	Obligations							Disbursements (Funds Transferred To)					Liquidations					Unpaid Obligations	Unliquidated Fund Transfers	
	Obligation Request		1st Quarter Ending March 31	2nd Quarter Ending June 30	3rd Quarter Ending Sept. 30	4th Quarter Ending Dec. 31	Total	1st Quarter Ending March	2nd Quarter Ending June 30	3rd Quarter Ending Sept. 30	4th Quarter Ending Dec. 31	Total	1st Quarter Ending March	2nd Quarter Ending June 30	3rd Quarter Ending Sept. 30	4th Quarter Ending Dec. 31	Total			
	Number	Date																		
1	2	3	4	5	6	7	8=(4+5+6+7)	9	10	11	12	13=(9+10+11+12)	14	15	16	17	18=(14+15+16+17)	19 = (8-13)	20 = (13-18)	
NOT APPLICABLE																				
GRAND TOTAL																				

Certified Correct:  SHERRYL T. CORPUZ OIC, Budget and Revenue Allocation Department Date: APR 30 2024	Approved By:  HEDDA Y. RULONA SVP, Investment and Financial Management Group Date: APR 30 2024
--	--


*The Agency/Entity Central Office shall disclose the regional offices (ROs)/lower level operating units (OUs) which are not included in the consolidated report, in case not all ROs/lower level OUs submitted their reports for consolidation.

SUMMARY OF APPROVED BUDGET, UTILIZATIONS, DISBURSEMENTS AND BALANCES
(For Off-Budgetary Funds)
As of Quarter Ending 31 March 2024

Department OFFICE OF THE PRESIDENT
Entity Name BASES CONVERSION AND DEVELOPMENT AUTHORITY
Operating Unit _____
Organization Code (UACS) _____
Funding Source Code (as clustered) 01 (Regular Agency Fund)

Current Year Appropriations
Supplemental Appropriations
Continuing Appropriations

Particulars	UACS CODE	Appropriations			Allotments					Current Year Obligations					Current Year Disbursements					Balances			
		Authorized Appropriation	Adjustments (Transfer To/From, Realignment)	Adjusted Appropriations	Allotments Received	Adjustments (Withdrawal, Realignment)	Transfer To	Transfer From	Adjusted Total Allotments	1st Quarter Ending March 31	2nd Quarter Ending June 30	3rd Quarter Ending Sept. 30	4th Quarter Ending Dec. 31	Total	1st Quarter Ending March 31	2nd Quarter Ending June 30	3rd Quarter Ending Sept. 30	4th Quarter Ending Dec. 31	Total	Unrele used Appropriatio ns	Unobligated Allotment	Unpaid Obligations (15-20) = (23+24)	
																						23 Due and Demandable	24 Not Yet Due and Demandable
1	2	3	4	5=(3+4)	6	7	8	9	10=[(6+(-)7]	11	12	13	14		16	17	18	19			22=(10-15)	23	24
I. Agency Specific Budget																							
General Administration and Support																							
General Management and Supervision																							
PS																							
MOOE																							
Fin Exp.(if applicable)																							
CO																							
CO Operations																							
PS																							
MOOE																							
Fin Exp.(if applicable)																							
CO																							
Sub-Total, Agency Specific Budget																							
PS																							
MOOE																							
Fin Exp.(if applicable)																							
CO																							
NOT APPLICABLE																							
II. Automatic Appropriations																							
Retirement and Life Insurance Premium (RLIP)																							
Sub-Total, Automatic Appropriations																							
PS																							
MOOE																							
Fin Exp.(if applicable)																							
CO																							
III. Special Purpose Funds																							
Miscellaneous Personnel Benefits Fund (MPBF)																							
Pension and Gratuity Fund																							
Sub-Total, Special Purpose Fund																							
PS																							
MOOE																							
Fin Exp.(if applicable)																							
CO																							
GRAND TOTAL																							

Certified Correct: _____ Approved By: 
SHERRYLT. CORPUZ HEDDA Y. RULONA
Off. Budget and Revenue Allocation Department SVP, Investment and Financial Management Group
Date: APR 30 2024 Date: APR 30 2024

SUMMARY OF APPROVED BUDGET, UTILIZATIONS, DISBURSEMENTS AND BALANCES BY OBJECT OF EXPENDITURES
 (For Off- Budgetary Funds)
 As of the Quarter Ending 31 March 2024

Department OFFICE OF THE PRESIDENT
 Agency BASES CONVERSION AND DEVELOPMENT AUTHORITY
 Operating Unit _____
 Organization Code (UACS) _____
 Funding Source Code (as clustered) : _____



Particulars	UACS CODE	Approved Budget			Budget Utilization					Disbursements					BALANCES		
		Approved Budgeted Revenue	Adjustments (Additions, Reductions, Realignment)	Adjusted Budgeted Revenue	1st Quarter	2nd Quarter	3rd Quarter	4th Quarter	Total	1st Quarter	2nd Quarter	3rd Quarter	4th Quarter	Total	Unutilized Budget	Unpaid Utilizations (10-15) = (17+18)	
					Ending March 31	Ending June 30	Ending Sept. 30	Ending Dec. 31		Ending March 31	Ending June 30	Ending Sept. 30	Ending Dec. 31			Due and Demandable / Accounts Payable	Not Yet Due and Demandable
1	2	3	4	5=[3+(-)4]	6	7	8	9	10=(6+7+8+9)	11	12	13	14	15=(11+12+13+14)	16=(5-10)	17	18
SUMMARY																	
A. AGENCY SPECIFIC BUDGET																	
Personnel Services																	
Salaries and Wages																	
Basic Salary - Civilian																	
Basic Pay - Military/Uniformed Personnel																	
Salaries and Wages - Contractual																	
Other Compensation																	
Personnel Economic Relief Allowance (PERA)																	
PERA - Civilian																	
PERA - Military/Uniformed Personnel																	
Representation Expenses																	
Transportation Allowance																	
Transportation Allowance																	
RATA of Sectoral/Alternate Sectoral Representatives																	
<i>Continue down to the last object of expenditure...</i>																	
Maintenance & Other Operating Expenses																	
Traveling Expenses																	
Traveling Expenses - Local																	
Traveling Expenses - Foreign																	
Training and Scholarship Expenses																	
Training Expenses																	
Scholarship Grants/Expenses																	
Supplies and Materials Expenses																	
Office Supplies Expenses																	
Accountable Forms Expenses																	
Non-Accountable Forms Expenses																	
Animal/Zoological Supplies Expenses																	
Food Supplies Expenses																	
Welfare Goods Expenses																	
Drugs and Medicines Expenses																	
Medical, Dental and Laboratory Supplies Expenses																	
Fuel, Oil and Lubricants Expenses																	
Agricultural and Marine Supplies Expenses																	
Chemical and Filtering Supplies Expenses																	
Other Supplies and Materials Expenses																	
Utility Expenses																	
Water Expenses																	
Electricity Expenses																	
<i>Continue down to the last object of expenditure...</i>																	

NOT APPLICABLE

SUMMARY OF APPROVED BUDGET, UTILIZATIONS, DISBURSEMENTS AND BALANCES BY OBJECT OF EXPENDITURES
 (For Off- Budgetary Funds)
 As of the Quarter Ending 31 March 2024

Department OFFICE OF THE PRESIDENT
 Agency BASES CONVERSION AND DEVELOPMENT AUTHORITY
 Operating Unit _____
 Organization Code (UACS) _____
 Funding Source Code (as clustered) : _____

Particulars	UACS CODE	Approved Budget			Budget Utilization					Disbursements					BALANCES		
		Approved Budgeted Revenue	Adjustments (Additions, Reductions, Realignment)	Adjusted Budgeted Revenue	1st Quarter	2nd Quarter	3rd Quarter	4th Quarter	Total	1st Quarter	2nd Quarter	3rd Quarter	4th Quarter	Total	Unutilized Budget	Unpaid Utilizations (10-15) = (17+18)	
					Ending March 31	Ending June 30	Ending Sept. 30	Ending Dec. 31		Ending March 31	Ending June 30	Ending Sept. 30	Ending Dec. 31			Due and Demandable / Accounts Payable	Not Yet Due and Demandable
1	2	3	4	5=[3+(-)4]	6	7	8	9	10=(6+7+8+9)	11	12	13	14	15=(11+12+13+14)	16=(5-10)	17	18
Financial Expenses Management Supervision/Trusteeship Fees Interest Expenses Interest Paid to Non Residents Interest Paid to Residents other than General Government Interest Paid to other General Government Units <i>Continue down to the last object of expenditure...</i>																	
Capital Outlays Property, Plant and Equipment Outlay Buildings and Other Structures Outlay Buildings School Buildings Hospitals and Health Centers Markets Machinery and Equipment Outlay Machinery Office Equipment Information and Communication Technology Equipment <i>(sample object of expenditure only)</i> <i>Continue down to the last object of expenditure...</i>																	
NOT APPLICABLE																	
GRAND TOTAL																	

Certified Correct:  SHERRYL T. CORPUZ OIC, Budget and Revenue Allocation Department Date: APR 30 2024	Approved By:  HEDDA Y. RULONA SVP, Investment and Financial Management Group Date: APR 30 2024
--	--

MONTHLY REPORT OF DISBURSEMENTS
As of 31 March 2024
(in Thousand Pesos)

Department : OFFICE OF THE PRESIDENT
Agency : BASES CONVERSION AND DEVELOPMENT AUTHORITY
Operating Unit :
Organization Code (UACS) :
Funding Source Code (as clustered):
(e.g. Old Fund Code: 101,102, 151)

PARTICULARS	CURRENT YEAR BUDGET					PRIOR YEAR'S ACCOUNTS PAYABLE										SUB-TOTAL	TRUST LIABILITIES				GRAND TOTAL					Remarks	
	PS	MOOE	Fin. Exp	CO	TOTAL	PRIOR YEAR'S ACCOUNTS PAYABLE					CURRENT YEAR'S ACCOUNTS PAYABLE						TOTAL	PS	MOOE	CO	TOTAL	PS	MOOE	Fin. Exp	CO		TOTAL
						PS	MOOE	Fin. Exp	CO	Sub-Total	PS	MOOE	Fin. Exp	CO	Sub-Total												
1	2	3	4	5	6=(2+3+4+5)	7	8	9	10	11=(7+8+9+10)	12	13	14	15	16=(12+13+14+15)	17=(11+16)	18=(6+17)	19	20	21	22=(19+20+21)	23	24	25	26	27=(23+24+25+26)	28
Notice of Cash Allocation (NCA)																											
MDS Checks Issued																											
Transfer of Fund to BCDA																											
PMc Headquarters Phase 1 - Package 1							111,848			111,848					111,848									111,848			111,848
PMc Headquarters Phase 1 - Package 1 CMS							4,390			4,390					4,390									4,390			4,390
PMc Headquarters Phase 1 - Package 2							193,436			193,436					193,436									193,436			193,436
PMc Headquarters Phase 1 - Package 2 CMS							6,030			6,030					6,030									6,030			6,030
PA - ASCOM Facilities - CMS							1,057			1,057					1,057									1,057			1,057
PAF Site Development in Bamban							360			360					360									360			360
Airport to NCC Access Road (Phase 3) - CMS							6,951			6,951					6,951									6,951			6,951
Connecting Road Package 1 - Utility Corridor							63,101			63,101					63,101									63,101			63,101
Connecting Road Package 2											35,812				35,812									35,812			35,812
Connector Road from MacArthur to NCC Airport Road							16,628			16,628					16,628									16,628			16,628
NSAC- Interim Operation and Maintenance							37,207			37,207					37,207									37,207			37,207
Airport New Control Tower							32,935			32,935					32,935									32,935			32,935
SCRIP ROW/Administrative Expenses							15,607			15,607					15,607									15,607			15,607
National Academy for Sports Phase 1 - Goods and Equipment							49,497			49,497					49,497									49,497			49,497
National Academy for Sports Phase 2 - Administrative Expenses							354			354					354									354			354
Bonifacio South Main Boulevard																											
Advice to Debit Account																											
Working Fund (NCA issued to BTR)																											
Tax Remittance Advices Issued (TRA)																											
Cash Disbursement Ceiling (CDC)																											
Non-Cash Availment Authority (NCAA)																											
Others (Remittance to BTR)																											
TOTAL							539,402			539,402		35,812			35,812	575,214								575,214			575,214

	Previous Report (February 2024)	This month (March 2024)	As of Date	Previous Report (February 2024)	This month (March 2024)	As of Date
Total Disbursement Authorities Received				31,944,060		31,944,060
NCA		31,944,060	31,944,060			
Working Fund						
TRA						
CDC						
NCAA						
Others (CDT, BTR Docs Stamp, etc.)						
Less: Notice of Transfer Allocations (NTA)* Issued						
Total Disbursements Authorities Available		31,944,060	31,944,060			
Less: Lapsed NCA						
Disbursements *		30,870,918	30,988,573	31,944,060	117,655	30,988,573
Balance of Disbursements Authorities as of to date		1,073,142	955,486	1,073,142	(117,655)	955,486

Certified Correct:

[Signature]
SHERRY T. CARPUZ
OIC, Budget and Revenue Allocation Department
Date: APR 30 2024

Approved By:

[Signature]
HEDDA Y. RULONA
SVP, Investment and Financial Management Group
Date: APR 30 2024

QUARTERLY REPORT OF REVENUE AND OTHER RECEIPTS
 As of the Quarter Ending 31 March 2024
 (In Thousand Pesos)

Department : OFFICE OF THE PRESIDENT
 Agency : BASES CONVERSION AND DEVELOPMENT AUTHORITY
 Operating Unit : _____
 Organization Code (UACS) : _____

CLASSIFICATION / SOURCES OF REVENUE AND OTHER RECEIPTS	UACS Code	REVENUE TARGET (Annual)	ACTUAL REVENUE AND OTHER RECEIPTS COLLECTIONS					CUMULATIVE REMITTANCE /DEPOSITS TO DATE			VARIANCE		Remarks
			1st Quarter	2nd Quarter	3rd Quarter	4th Quarter	TOTAL	Remittance to BTr	Deposited with AGDB	Total	Amount	%	
1	2	3	4	5	6	7	8=(4+5+6+7)	9	10	11=(9+10)	12=(8-3)	13 = (12 / 3)	14
NOT APPLICABLE													
A. General Fund (formerly Fund 101) <ul style="list-style-type: none"> - Tax <ul style="list-style-type: none"> Documentary Stamp Tax - Non-Tax <ul style="list-style-type: none"> Permit Fees Import 													
B. Special Account in the General Fund (formerly Fund 105, 183, 401, 151-159) <ul style="list-style-type: none"> - Tax - Non-Tax 													
C. Off-Budget Accounts (formerly Fund 161 to 164, etc.)													
D. Custodial Funds (formerly Fund 101-184, 187)													
TOTAL													

Certified Correct:


SHERRYL T. CORPUZ
 OIC, Budget and Revenue Allocation Department
 Date: **APR 30 2024**

Approved By:



HEDDA Y. RULONA
 SVP, Investment and Financial Management Group
 Date: **APR 30 2024**

STATEMENT OF APPROVED BUDGET, UTILIZATIONS, DISBURSEMENTS AND BALANCES FOR TRUST RECEIPTS
(for Implementing Agency use only)
As of the Quarter Ending 31 March 2024

Department : Office of the President
 Agency : Bases Conversion and Development Authority
 Operating Unit :
 Organization Code (UACS) :
 Funding Cluster : Trust Receipts

Source Agencies and Projects	UACS CODE	Approved Budget			Utilizations					Disbursements					Balances		
		Approved Budgeted Revenue/ Receipts	Adjustments (Additions, Reductions, Modifications/ Augmentations)	Adjusted Budgeted Revenue	1st Quarter Ending March 31	2nd Quarter Ending June 30	3rd Quarter Ending Sept. 30	4th Quarter Ending Dec. 31	Total	1st Quarter Ending March 31	2nd Quarter Ending June 30	3rd Quarter Ending Sept. 30	4th Quarter Ending Dec. 31	Total	Unutilized Budget	Unpaid Utilizations (10-19) = (17+18)	
																Due and Demandable	Not Yet Due and Demandable
1	2	3	4	5=[3+(-)4]	6	7	8	9	10=(6+7+8+9)	11	12	13	14	15=(11+12+13+14)	16=(5-10)	17	18
Project Title																	
PS																	
MOOE																	
CO																	
GRAND TOTAL																	
PS																	
MOOE																	
CO																	

NOT APPLICABLE

Certified Correct:

 SHERRYL T. CORPUZ
 OIC, Budget and Revenue Allocation Department
 Date: **APR 30 2024**

Approved By:

 HEDDA Y. RULONA
 SVP, Investment and Financial Management Group
 Date: **APR 30 2024**