

QUARTERLY PHYSICAL REPORT OF OPERATION
As of 30 September 2023


Department : OFFICE OF THE PRESIDENT
 Agency : BASES CONVERSION AND DEVELOPMENT AUTHORITY
 Operating Unit :
 Organization Code (UACS) :

	Current Year Appropriations
	Supplemental Appropriations
	Continuing Appropriations
	Off-Budget Account

Particulars	UACS CODE	Physical Targets					Physical Accomplishments					Variance as of 30 September 2023	Remarks
		1st Quarter	2nd Quarter	3rd Quarter	4th Quarter	Total	1st Quarter	2nd Quarter	3rd Quarter	4th Quarter	Total		
1	2	3	4	5	6	7=(3+4+5+6)	8	9	10	11	12=(8+9+10+11)	13	14
Part A													
I. Operations													
Power Subsidy													
II. Projects													
III. Automatic Appropriations													
Part B													
Major Programs/Projects													
Outcome Indicators													
1. Number of generated employment	31010000000000	125	130	150	145	550	0	0	0		0	-405	
Outcome Indicators													
1. Number of road projects started	31010000000000	0	2	0	0	2	0	0	0		0	-2	
2. Percentage of completion of road projects	31010000000000	6%	7%	8%	6%	27%	0%	0%	0%		0%	-21%	

Prepared By:

 ROMY S. GALURA
 Officer-in-Charge - Strategic Projects Management Department
 (SPMD)
 Date: 

Approved by:

 RICHARD BRIAN M. CEPE
 Officer-in-Charge, Office of the Senior Vice-President - Conversion and
 Development Group (OSVP-GDG)
 Date:

QUARTERLY PHYSICAL REPORT OF OPERATION
As of 30 September 2023

Department : OFFICE OF THE PRESIDENT
 Agency : BASES CONVERSION AND DEVELOPMENT AUTHORITY
 Operating Unit :
 Organization Code (UACS) :

	Current Year Appropriations
	Supplemental Appropriations
	Continuing Appropriations
	Off-Budget Account

Particulars	UACS CODE	Physical Targets					Physical Accomplishments					Variance as of 30 September 2023	Remarks
		1st Quarter	2nd Quarter	3rd Quarter	4th Quarter	Total	1st Quarter	2nd Quarter	3rd Quarter	4th Quarter	Total		
1	2	3	4	5	6	7=(3+4+5+6)	8	9	10	11	12=(8+9+10+11)	13	14
Part A													
I. Operations													
Power Subsidy													
II. Projects													
III. Automatic Appropriations													
Part B													
Major Programs/Projects													
Outcome Indicators													
1. Number of generated employment	31010000000000	650	669	600	550	2,469	551	443	678		1672	-247	
Outcome Indicators													
1. Number of road projects started	31010000000000	4	0	1	0	5	4	0	0		4	0	
2. Percentage of completion of road projects	31010000000000	7%	9%	10%	11%	37%	24%	5%	3.00%		32%	13%	

Prepared By:

 RYAN S. GALURA

Officer-in-Charge - Strategic Projects Management Department (SPMD)
 Date: 

Approved by:

 RICHARD BRIAN M. CEPE

Officer-in-Charge, Office of the Senior Vice-President - Conversion and Development Group (OSVP-CDG)
 Date:

STATEMENT OF APPROPRIATIONS, ALLOTMENTS, OBLIGATIONS, DISBURSEMENTS AND BALANCES
 As of the Quarter Ending 30 September 2023
 (in Thousand Pesos)

Department OFFICE OF THE PRESIDENT
 Agency BASES CONVERSION AND DEVELOPMENT AUTHORITY
 Operating Unit _____
 Organization Code (UAC) _____
 Funding Source Code (as clustered) : _____
 (e.g. Old Fund Code: 101,102, 151)

	Current Year Appropriations
	Supplemental Appropriations
	Continuing Appropriations

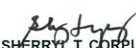
Particulars	UACS CODE	Appropriations			Allotments			Current Year Obligations					Current Year Disbursements					Balances						
		Authorized Appropriation	Adjustments (Transfer To/From, Realignment)	Adjusted Appropriations	Allotments Received	Adjustments (Withdrawal, Realignment)	Transfer To	Transfer From	Adjusted Total Allotments	1st Quarter	2nd Quarter	3rd Quarter	4th Quarter	Total	1st Quarter	2nd Quarter	3rd Quarter	4th Quarter	Total	Unreleased Appropriations	Unobligated Allotment	Unpaid Obligations (15-20) = (23+24)		
										Ending March 31	Ending June 30	Ending Sept. 30	Ending Dec. 31		Ending March 31	Ending June 30	Ending Sept. 30	Ending Dec. 31				21=(5-10)	22=(10-15)	23
1	2	3	4	5=(3+4)	6	7	8	9	10=[(6+(-7) -8+9]	11	12	13	14	15=(11+12+13+14)	16	17	18	19	20=(16+17+18+19)	21=(5-10)	22=(10-15)	23	24	
I. Agency Specific Budget																								
<i>General Administration and Support</i>																								
General Administration and Supervision																								
PAP																								
PS																								
MOOE																								
Fin Exp.(if applicable)																								
CO																								
<i>Support to Operations</i>																								
PS																								
MOOE																								
Power Subsidy to SFA Semicon Corporation																								
Fin Exp.(if applicable)																								
CO																								
<i>Operations</i>																								
MFO																								
PAP																								
PS																								
MOOE																								
Fin Exp.(if applicable)																								
CO																								
<i>Locally-Funded Project(s)</i>																								
MFO 1 -Infrastructure Development Program																								
PAP																								
PS																								
MOOE																								
Development of the New Clark City	101277	830,000		830,000	830,000				830,000	173,917				173,917							656,083		173,917	
Subic-Clark Railway Project	101277	78,000		78,000	78,000				78,000	78,000				78,000									78,000	
Military Replication Projects	101277	1,279,085		1,279,085	1,279,085				1,279,085	1,279,085				1,279,085									1,279,085	
Clark Airport Facilities	101277	252,411		252,411	252,411				252,411	78,554				78,554							173,857		78,554	
Construction of Facilities/Amenities for the National Academy of Sports (NAS) Main Campus	101277	50,000		50,000	50,000				50,000												50,000			
Operation and Maintenance of the NCC Sports Facilities	101277	194,875		194,875	194,875				194,875												194,875			
Fin Exp.(if applicable)																								
CO																								
<i>Foreign-Assisted Project(s)</i>																								
PAP																								
PS																								
MOOE																								
Fin Exp.(if applicable)																								
CO																								
...continue down to the last PAP																								
Sub-Total, Agency Specific Budget																								
PS																								
MOOE																								
Fin Exp.(if applicable)																								
CO																								
II. Automatic Appropriations																								
RLIP																								
<i>Special Account in the General Fund (Please specify)</i>																								
Motor Vehicle Users Charge Fund																								
MOOE																								
CO																								
Sub-Total, Automatic Appropriations																								


STATEMENT OF APPROPRIATIONS, ALLOTMENTS, OBLIGATIONS, DISBURSEMENTS AND BALANCES
As of the Quarter Ending 30 September 2023
 (in Thousand Pesos)

Department OFFICE OF THE PRESIDENT
 Agency BASES CONVERSION AND DEVELOPMENT AUTHORITY
 Operating Unit _____
 Organization Code (UAC) _____
 Funding Source Code (as clustered) : _____
 (e.g. Old Fund Code: 101,102, 151)

	Current Year Appropriations
	Supplemental Appropriations
	Continuing Appropriations

Particulars	UACS CODE	Appropriations			Allotments					Current Year Obligations					Current Year Disbursements					Balances					
		Authorized Appropriation	Adjustments (Transfer (To)/From, Realignment)	Adjusted Appropriations	Allotments Received	Adjustments (Withdrawal, Realignment)	Transfer To	Transfer From	Adjusted Total Allotments	1st Quarter	2nd Quarter	3rd Quarter	4th Quarter	Total	1st Quarter	2nd Quarter	3rd Quarter	4th Quarter	Total	Unreleased Appropriations	Unobligated Allotment	Unpaid Obligations (15-20) = (23+24)			
										Ending March 31	Ending June 30	Ending Sept. 30	Ending Dec. 31		Ending March 31	Ending June 30	Ending Sept. 30	Ending Dec. 31				Due and Demandable	Not Yet Due and Demandable		
1	2	3	4	5=(3+4)	6	7	8	9	10=[(6+(-)7)+(-)8+9]	11	12	13	14	15=(11+12+13+14)	16	17	18	19	20=(16+17+18+19)	21=(5-10)	22=(10-15)	23	24		
PS MOOE Fin Exp.(if applicable) CO III. Special Purpose Fund (Please specify) MPBF-PS PGF-PS (Pension Benefits) Sub-Total, Special Purpose Fund PS MOOE Fin Exp.(if applicable) CO GRAND TOTAL PS MOOE Fin Exp.(if applicable) CO	101277	2,684,371		2,684,371	2,684,371				2,684,371	1,609,557				1,609,557							1,074,814	1,609,557			
Recapitulation by MFO: MFO 1 -Infrastructure Development Program ...continue down to the last MFO	101277	2,684,371		2,684,371	2,684,371				2,684,371	1,609,557				1,609,557								1,074,814	1,609,557		
OF WHICH: Major Programs/Projects KRA No. 1 - Anti-Corruption, Transparent, Accountable and Participatory Governance Program Budgeting: MPP Other Major Programs and Projects and monitored by the President through PMS PAP ...continue down to the last PAP ...continue down to the last Program Budgeting ...continue down to the last KRA																									

Certified Correct:

SHERRYL T. CORPUZ
 OIC, Budget and Revenue Allocation Department
 Date: **OCT 23 2023**

Approved By:

MADONNA M. CINCO
 OIC, Investment and Financial Management Group
 Date: **10/23**

STATEMENT OF APPROPRIATIONS, ALLOTMENTS, OBLIGATIONS, DISBURSEMENTS AND BALANCES

As of 30 September 2023

(in Thousand Pesos)

	Current Year Appropriations
	Supplemental Appropriations
	Continuing Appropriations

Department OFFICE OF THE PRESIDENT
 Agency BASES CONVERSION AND DEVELOPMENT AUTHORITY
 Operating Unit _____
 Organization Code (UACS) _____
 Funding Source Code (as clustered) : _____
 (e.g. Old Fund Code: 101,102, 151)

Particulars	Year/GAA	UACS CODE	Appropriations			Allotments				Current Year Obligations					Current Year Disbursements					Balances					
			Authorized Appropriation	Adjustments (Transfer (To)/From, Realignment)	Adjusted Appropriations	Allotments Received	Adjustments (Withdrawal, Realignment)	Transfer To	Transfer From BSCG	Adjusted Total Allotments	1st Quarter Ending March 31	2nd Quarter Ending June 30	3rd Quarter Ending Sept. 30	4th Quarter Ending Dec. 31	Total	1st Quarter Ending March 31	2nd Quarter Ending June 30	3rd Quarter Ending Sept. 30	4th Quarter Ending Dec. 31	Total	Unreleased Appropriations	Unobligated Allotment	Unpaid Obligations (15-20) = (23+24)		
																							Due and Demandable	Not Yet Due and Demandable	
1	2	3	4	5=(3+4)	6	7	8	9	10=[(6+7)-8+9]	11	12	13	14	15=(11+12+13+14)	16	17	18	19	20=(16+17+18+19)	21=(5-10)	22=(10-15)	23	24		
I. Agency Specific Budget																									
<i>General Administration and Support</i>																									
General Administration and Supervision																									
PAP																									
PS																									
MOOE																									
Fin Exp.(if applicable)																									
CO																									
Support to Operations																									
PS																									
MOOE																									
Fin Exp.(if applicable)																									
CO																									
Operations																									
MFO																									
PAP																									
PS																									
MOOE																									
Fin Exp.(if applicable)																									
CO																									
Locally-Funded Project(s)																									
MFO 1 -Infrastructure Development Program																									
PAP																									
PS																									
MOOE																									
Development of the New Clark City	2021	101277	400,000		400,000	400,000				400,000	400,000				400,000									400,000	
Operation and Maintenance of the NCC Sports Facilities	2021	101277	243,022		243,022	243,022				243,022	162,133				162,133								80,889	162,133	
Subic Clark Railway Project	2021	101277	76,562		76,562	76,562				76,562	76,562				76,562								76,562		
Military Replication Projects	2021	101277	1,000,000		1,000,000	1,000,000				1,000,000	1,000,000				1,000,000								1,000,000		
Construction of sewage treatment plant and access road for the institutional area in Bonifacio Capital District, Taguig City	2021	101277	68,022		68,022	68,022				68,022													68,022		
Clark Airport Facilities	2021	101277	200,000		200,000	200,000				200,000	200,000				200,000								200,000		
Construction of Facilities/Amenities for the National Academy of Sports (NAS) Main Campus	2021	101277	499,740		499,740	499,740				499,740		66			66								499,674	66	
Fin Exp.(if applicable)																									
CO																									
Foreign-Assisted Project(s)																									
PAP																									
PS																									
MOOE																									
Fin Exp.(if applicable)																									
CO																									
...continue down to the last PAP																									
Sub-Total, Agency Specific Budget																									
PS																									
MOOE																									
Fin Exp.(if applicable)																									
CO																									
II. Automatic Appropriations																									
RLIP																									
Special Account in the General Fund (Please specify)																									
Motor Vehicle Users Charge Fund																									
MOOE																									
CO																									
Sub-Total, Automatic Appropriations																									



SUMMARY OF APPROPRIATIONS, ALLOTMENTS, OBLIGATIONS, DISBURSEMENTS AND BALANCES BY OBJECT OF EXPENDITURES
As of the Quarter Ending 30 September 2023
 (in Thousand Pesos)

Particulars	UACS CODE	Appropriations			Allotments				Current Year Obligations					Current Year Disbursements					Balances				
		Authorized Appropriation	Adjustments (Transfer To)/From, Realignment	Adjusted Appropriations	Allotments Received	Adjustments (Withdrawal, Realignment)	Transfer To	Transfer From	Adjusted	1st Quarter	2nd Quarter	3rd Quarter	4th Quarter	Total	1st Quarter	2nd Quarter	3rd Quarter	4th Quarter	Total	Unreleased Appropriations	Unobligated Allotment	Unpaid Obligations (15-20) = (23+24)	
									Total	Ending	Ending	Ending	Ending	Total	Ending	Ending	Ending	Ending	Total			Due and Demandable	Not Yet Due and Demandable
									Allotments	March 31	June 30	Sept. 30	Dec. 31	March 31	June 30	Sept. 30	Dec. 31	Total					
1	2	3	4	5=(3+4)	6	7	8	9	10=[(6+(-7)-8+9)]	11	12	13	14	15=(11+12+13+14)	16	17	18	19	20=(16+17+18+19)	21=(5-10)	22=(10-15)	23	24
Property, Plant and Equipment Outlay Land and Improvement Outlay Buildings and Other Structures Outlay Buildings School Buildings Hospitals and Health Centers Markets Machinery and Equipment Outlay Machinery Office Equipment Information and Communication Technology Equipment <i>(sample object of expenditure only)</i> Continue down to the last object of expenditure...																							
B. AUTOMATIC APPROPRIATIONS Retirement and Life Insurance Premium Specify allotment class/object of expenditures Customs Duties and Taxes Specify allotment class/object of expenditures Continue down to the last object of expenditure...																							
C. SPECIAL PURPOSE FUNDS Miscellaneous Personnel Benefits Fund Specify allotment class/object of expenditures Pension and Gratuity Fund Specify allotment class/object of expenditures Continue down to the last object of expenditure...																							
GRAND TOTAL		2,684,371		2,684,371	2,684,371				2,684,371	1,609,557				1,609,557							1,074,814	1,609,557	

Certified Correct:


SHERRYL T. CORPUZ
 OIC, Budget and Revenue Allocation Department
 Date: **OCT 23 2023**

Approved By:


MADONNA M. CINCO
 OIC, Investment and Financial Management Group
 Date:

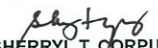
List of Allotments and Sub-Allotments
As of the Quarter Ending 30 September 2023
(In Thousand Pesos)


Department : OFFICE OF THE PRESIDENT
 Agency : BASES CONVERSION AND DEVELOPMENT AUTHORITY
 Operating Unit : _____
 Organization Code (UACS) : _____
 Funding Source Code (as clustered) : _____
 (e.g. Old Fund Code: 101,102, 151)

	Current Year Appropriations
	Continuing Appropriations
	Supplemental Appropriations

No.	Allotments / Sub-Allotments		Funding Source		Allotments / Sub-Allotments received from COs / ROs				Sub-Allotment to Regions/Operating Units				Total Allotments / Net of Sub-allotments			
	Number	Date	Description	UACS Code	PS	MOOE	CO	Total	PS	MOOE	CO	Total	PS	MOOE	CO	Total
1	2	3	4	5	6	7	8	9=(6+7+8)	10	11	12	13=(10+11+12)	14 = (6+10)	15 = (7+11)	16 = (8 + 12)	17=(14+15+16)
A. Allotments received from DBM																
1	Comprehensive Release per Annex A and A-1 of NBC No. 551															
2	GARO No. 2014-1 (RLIP)															
3																
4	SARO (MPBF)															
5	SARO-BMB-C-23-0014172		11-Mar-23	RA 11936 (FY2023 GAA)	101277		2,684,371	2,684,371						2,684,371		2,684,371
	Sub-total						2,684,371	2,684,371						2,684,371		2,684,371
B. Sub-allotments received from Central Office/Regional Office																
1																
2																
3																
4																
5																
6																
	Sub-Total															
	Total Allotments						2,684,371	2,684,371						2,684,371		2,684,371

Summary by Funding Source Code:																
Agency Specific Budget																
RLIP																
MPBF																

Certified Correct:

SHERRYL T. CORPUZ
 OIC, Budget and Revenue Allocation Department
 Date: **OCT 23 2023**

Approved By:

MADONNA M. CINCO
 OIC, Investment and Financial Management Group
 Date:

STATEMENT OF OBLIGATIONS, DISBURSEMENTS, LIQUIDATIONS AND BALANCES for INTER-AGENCY FUND TRANSFERS

(for Source Agency use only)

As at the Quarter Ending 30 September 2023

Department OFFICE OF THE PRESIDENT
 Agency/Entity BASES CONVERSION AND DEVELOPMENT AUTHORITY
 Operating Unit
 Organization Code
 Fund Cluster
 (e.g. UACS Fund)

	Current Year Appropriation
	Supplemental Appropriations
	Continuing Appropriations

Implementing Agencies and Projects	Obligations							Disbursements (Funds Transferred To)					Liquidations					Unpaid Obligations	Unliquidated Fund Transfers
	Obligation Request		1st Quarter Ending	2nd Quarter Ending	3rd Quarter Ending	4th Quarter Ending	Total	1st Quarter Ending	2nd Quarter Ending	3rd Quarter Ending	4th Quarter Ending	Total	1st Quarter Ending	2nd Quarter Ending	3rd Quarter Ending	4th Quarter Ending	Total		
	Number	Date	March 31	June 30	Sept. 30	Dec. 31		March	June 30	Sept. 30	Dec. 31		March	June 30	Sept. 30	Dec. 31			
1	2	3	4	5	6	7	8=(4+5+6+7)	9	10	11	12	13=(9+10+11+12)	14	15	16	17	18=(14+15+16+17)	19 = (8-13)	20 = (13-18)
NOT APPLICABLE																			
GRAND TOTAL																			

Certified Correct: SHERRYL T. CORPUZ *10/11/23*
 OIC, Budget and Revenue Allocation Department
 Date: *10/11/23*

Approved By: MADONNA M. CINCO *10/23*
 OIC, Investment and Financial Management Group
 Date: *10/23*

*The Agency/Entity Central Office shall disclose the regional offices (ROs)/lower level operating units (OUs) which are not included in the consolidated report, in case not all ROs/lower level OUs submitted their reports for consolidation.

SUMMARY OF APPROVED BUDGET, UTILIZATIONS, DISBURSEMENTS AND BALANCES
 (For Off-Budgetary Funds)
 As of Quarter Ending 30 September 2023

Current Year Appropriations
 Supplemental Appropriations
 Continuing Appropriations

Department: OFFICE OF THE PRESIDENT
 Entity Name: BASES CONVERSION AND DEVELOPMENT AUTHORITY
 Operating Unit: _____
 Organization Code (UACS): _____
 Funding Source Code (as clustered): 01 (Regular Agency Fund)

Particulars	UACS CODE	Appropriations			Allotments					Current Year Obligations					Current Year Disbursements					Balances			
		Authorized Appropriation	Adjustments (Transfer To/From, Realignment)	Adjusted Appropriations	Allotments Received	Adjustments (Withdrawal, Realignment)	Transfer To	Transfer From	Adjusted Total Allotments	1st Quarter	2nd Quarter	3rd Quarter	4th Quarter	Total	1st Quarter	2nd Quarter	3rd Quarter	4th Quarter	Total	Unreleased Appropriations	Unobligated Allotment	Unpaid Obligations (15-20) = (23+24)	
										Ending March 31	Ending June 30	Ending Sept. 30	Ending Dec. 31		Ending March 31	Ending June 30	Ending Sept. 30	Ending Dec. 31				Due and Demandable	Not Yet Due and Demandable
1	2	3	4	5=(3+4)	6	7	8	9	10=({6+(-)7}	11	12	13	14	15	16	17	18	19	20	21	22=(10-15)	23	24
I. Agency Specific Budget																							
General Administration and Support																							
General Management and Supervision																							
PS																							
MOOE																							
Fin Exp.(if applicable)																							
CO																							
CO Operations																							
PS																							
MOOE																							
Fin Exp.(if applicable)																							
MOO																							
CO																							
Sub-Total, Agency Specific Budget																							
PS																							
MOOE																							
Fin Exp.(if applicable)																							
CO																							
II. Automatic Appropriations																							
Retirement and Life Insurance Premium (RLIP)																							
Sub-Total, Automatic Appropriations																							
PS																							
MOOE																							
Fin Exp.(if applicable)																							
CO																							
III. Special Purpose Funds																							
Miscellaneous Personnel Benefits Fund (MPBF)																							
Pension and Gratuity Fund																							
Sub-Total, Special Purpose Fund																							
PS																							
MOOE																							
Fin Exp.(if applicable)																							
CO																							
GRAND TOTAL																							

NOT APPLICABLE

Certified Correct: Sherryl T. Corpuz **OCT 23 2023**
 Sherryl T. Corpuz
 OIC, Budget and Revenue Allocation Department
 Date:

Approved By: Madonna M. Cinco
 Madonna M. Cinco
 OIC, Investment and Financial Management Group
 Date:

SUMMARY OF APPROVED BUDGET, UTILIZATIONS, DISBURSEMENTS AND BALANCES BY OBJECT OF EXPENDITURES

(For Off- Budgetary Funds)

As of the Quarter Ending 30 September 2023

Department OFFICE OF THE PRESIDENT
 Agency BASES CONVERSION AND DEVELOPMENT AUTHORITY
 Operating Unit _____
 Organization Code (UACS) _____
 Funding Source Code (as clustered) : _____

Particulars	UACS CODE	Approved Budget			Budget Utilization					Disbursements					BALANCES		
		Approved Budgeted Revenue	Adjustments (Additions, Reductions, Realignment)	Adjusted Budgeted Revenue	1st Quarter	2nd Quarter	3rd Quarter	4th Quarter	Total	1st Quarter	2nd Quarter	3rd Quarter	4th Quarter	Total	Unutilized Budget	Unpaid Utilizations (10-15) = (17+18)	
					Ending March 31	Ending June 30	Ending Sept. 30	Ending Dec. 31		Ending March 31	Ending June 30	Ending Sept. 30	Ending Dec. 31			Due and Demandable / Accounts Payable	Not Yet Due and Demandable
1	2	3	4	5=[3+(-)4]	6	7	8	9	10=(6+7+8+9)	11	12	13	14	15=(11+12+13+14)	16=(5-10)	17	18
SUMMARY																	
A. AGENCY SPECIFIC BUDGET																	
Personnel Services																	
Salaries and Wages																	
Basic Salary - Civilian																	
Basic Pay - Military/Uniformed Personnel																	
Salaries and Wages - Contractual																	
Other Compensation																	
Personnel Economic Relief Allowance (PERA)																	
PERA - Civilian																	
PERA - Military/Uniformed Personnel																	
Representation Expenses																	
Transportation Allowance																	
Transportation Allowance																	
RATA of Sectoral/Alternate Sectoral Representatives																	
<i>Continue down to the last object of expenditure...</i>																	
Maintenance & Other Operating Expenses																	
Traveling Expenses																	
Traveling Expenses - Local																	
Traveling Expenses - Foreign																	
Training and Scholarship Expenses																	
Training Expenses																	
Scholarship Grants/Expenses																	
Supplies and Materials Expenses																	
Office Supplies Expenses																	
Accountable Forms Expenses																	
Non-Accountable Forms Expenses																	
Animal/Zoological Supplies Expenses																	
Food Supplies Expenses																	
Welfare Goods Expenses																	
Drugs and Medicines Expenses																	
Medical, Dental and Laboratory Supplies Expenses																	
Fuel, Oil and Lubricants Expenses																	
Agricultural and Marine Supplies Expenses																	
Chemical and Filtering Supplies Expenses																	
Other Supplies and Materials Expenses																	
Utility Expenses																	
Water Expenses																	
Electricity Expenses																	
<i>Continue down to the last object of expenditure...</i>																	
NOT APPLICABLE																	

SUMMARY OF APPROVED BUDGET, UTILIZATIONS, DISBURSEMENTS AND BALANCES BY OBJECT OF EXPENDITURES
(For Off- Budgetary Funds)
As of the Quarter Ending 30 September 2023

Department OFFICE OF THE PRESIDENT
 Agency BASES CONVERSION AND DEVELOPMENT AUTHORITY
 Operating Unit _____
 Organization Code (UACS) _____
 Funding Source Code (as clustered) : _____

Particulars	UACS CODE	Approved Budget			Budget Utilization					Disbursements					BALANCES					
		Approved Budgeted Revenue	Adjustments (Additions, Reductions, Realignment)	Adjusted Budgeted Revenue	1st Quarter	2nd Quarter	3rd Quarter	4th Quarter	Total	1st Quarter	2nd Quarter	3rd Quarter	4th Quarter	Total	Unutilized Budget	Unpaid Utilizations (10-15) = (17+18)				
					Ending March 31	Ending June 30	Ending Sept. 30	Ending Dec. 31		Ending March 31	Ending June 30	Ending Sept. 30	Ending Dec. 31			Due and Demandable / Accounts Payable	Not Yet Due and Demandable			
1	2	3	4	5=[3+(-)4]	6	7	8	9	10=(6+7+8+9)	11	12	13	14	15=(11+12+13+14)	16=(5-10)	17	18			
Financial Expenses Management Supervision/Trusteeship Fees Interest Expenses Interest Paid to Non Residents Interest Paid to Residents other than General Government Interest Paid to other General Government Units <i>Continue down to the last object of expenditure...</i>																				
Capital Outlays Property, Plant and Equipment Outlay Buildings and Other Structures Outlay Buildings School Buildings Hospitals and Health Centers Markets Machinery and Equipment Outlay Machinery Office Equipment Information and Communication Technology Equipment <i>(sample object of expenditure only)</i> <i>Continue down to the last object of expenditure...</i>									NOT APPLICABLE											
GRAND TOTAL																				

Certified Correct: SHERRYL Y. CORPUZ **OCT 23 2023**
 OIC, Budget and Revenue Allocation Department
 Date: _____

Approved By: MADONNA M. CINCO
 OIC, Investment and Financial Management Group
 Date: _____

MONTHLY REPORT OF DISBURSEMENTS
As of 30 September 2023
(in Thousand Pesos)

Department : OFFICE OF THE PRESIDENT
Agency : BASES CONVERSION AND DEVELOPMENT AUTHORITY
Operating Unit :
Organization Code (UACS) :
Funding Source Code (as clustered): (e.g. Old Fund Code: 101,102, 151)

PARTICULARS	CURRENT YEAR BUDGET					PRIOR YEAR'S BUDGET											TRUST LIABILITIES				GRAND TOTAL					Remarks	
	PS	MOOE	Fin. Exp	CO	TOTAL	PRIOR YEAR'S ACCOUNTS PAYABLE					CURRENT YEAR'S ACCOUNTS PAYABLE						SUB-TOTAL	PS	MOOE	CO	TOTAL	PS	MOOE	Fin. Exp	CO		TOTAL
						PS	MOOE	Fin. Exp	CO	Sub-Total	PS	MOOE	Fin. Exp	CO	Sub-Total	TOTAL											
1	2	3	4	5	6=(2+3+4+5)	7	8	9	10	11=(7+8+9+10)	12	13	14	15	16=(12+13+14+15)	17=(11+16)	18=(6+17)	19	20	21	22=(19+20+21)	23	24	25	26	27=(23+24+25+26)	28
Notice of Cash Allocation (NCA)																											
MDS Checks Issued																											
Transfer of Fund to BCDA																											
PMC Roads and Utilities - Marine Facilities Package 1															111,848	111,848	111,848								111,848		111,848
PMC Headquarters Phase 1 - Package 2															580,307	580,307	580,307							580,307		580,307	
PMC Headquarters Phase 1 - Package 2 CMS															23,742	23,742	23,742							23,742		23,742	
PMC Headquarters Phase 1 - Package 3															356,848	356,848	356,848							356,848		356,848	
PMC Headquarters Phase 1 - Package 3 CMS																											
BTP Access Roads (Contiguous Contract)															44,344	44,344	44,344							44,344		44,344	
PA - ASCOM Facilities															149,708	149,708	149,708							149,708		149,708	
PA - ASCOM Facilities - CMS								19,053							19,053	19,053	19,053							19,053		19,053	
PA - SSC/DACC Facilities															27,491	27,491	27,491							27,491		27,491	
PA - SSC/DACC Facilities - CMS															15,660	15,660	15,660							15,660		15,660	
PA - SSC/DACC Facilities - DBM SF															24,349	24,349	24,349							24,349		24,349	
PA - Relocation of Powerhouse and Electrical Utilities															20,548	20,548	20,548							20,548		20,548	
Clearing of PAF Relocation Site in NCC															10,143	10,143	10,143							10,143		10,143	
PAF Parking Area at Villamor Air Base																											
PAF Site Development in Baman																											
NCC to SOTEX Access Road																											
NCC to SOTEX Access Road - CMS																											
Airport to NCC Access Road (Phase 1)																											
Airport to NCC Access Road (Phase 1) - CMS																											
Airport to NCC Access Road (Phase 2)																											
Airport to NCC Access Road (Phase 2) - CMS															287,305	287,305	287,305							287,305		287,305	
Airport to NCC Access Road (Phase 3)															9,423	9,423	9,423							9,423		9,423	
Airport to NCC Access Road (Phase 3) - CMS															170,398	170,398	170,398							170,398		170,398	
Airport to NCC Access Spur Road															14,749	14,749	14,749							14,749		14,749	
Connecting Road Package 1															40,156	40,156	40,156							40,156		40,156	
Connecting Road Package 1 - Utility Corridor															60,803	60,803	60,803							60,803		60,803	
Connecting Road Package 1 - CMS																											
Connecting Road Package 1 - DBM SF																											
Connector Road from MacArthur to NCC Airport Road																											
NGAC- Sports Facilities																											
NGAC- Interim Operation and Maintenance																											
Airfield Ground Lighting System																											
Airport New Control Tower																											
Airport Terminal Radar																											
SCRP ROW/Administrative Expenses																											
PA - ASCOM Facilities - DBM SF																											
DAED for PAF Operation Area in Clark																											
Sewage Treatment Plant - New Senate Building															9,966	9,966	9,966							9,966		9,966	
National Academy for Sports Phase 1															153,116	153,116	153,116							153,116		153,116	
National Academy for Sports Phase 1 - CMS																											
National Academy for Sports Phase 1 - Goods and Equipment															25,281	25,281	25,281							25,281		25,281	
National Academy for Sports Phase 1 - Administrative Expenses															10	10	10							10		10	
National Academy for Sports Phase 2 - Administrative Expenses															13	13	13							13		13	
Bonifacio South Main Boulevard																									36,991		36,991
Advice to Debit Account																											
Working Fund (NCA issued to BTR)																											
Tax Remittance Advices Issued (TRA)																											
Cash Disbursement Ceiling (CDC)																											
Non-Cash Availment Authority (NCAA)																											
Others (Remittance to BTR)																											
TOTAL															664,914	664,914	664,914								3,057,16		3,094,160

	Previous Report (August 2023)	This month (September 2023)	As of Date	Previous Report (August 2023)	This month (September 2023)	As of Date
Total Disbursement Authorities Received				30,405,937		30,405,937
NCA						
Working Fund						
TRA						
CDC						
NCAA						
Others (CDT, BTR Docs Stamp, etc.)						
Less: Notice of Transfer Allocations (NTA)* issued						
Total Disbursements Authorities Available				30,405,937		30,405,937
Less: Lapsed NCA						
Disbursements *	28,646,508	232,988	28,879,496	1,759,429	(232,988)	1,526,441
Balance of Disbursements Authorities as of to date						
Notes: The use of NTA is discouraged						
* Amounts should tally						

Certified Correct:

SHERRY L. CORPUZ
OIC, Budget and Revenue Allocation Department
Date: **OCT 23 2023**

Approved By:

MADONNA M. CINCO
OIC, Investment and Financial Management Group
Date:

QUARTERLY REPORT OF REVENUE AND OTHER RECEIPTS

As of the Quarter Ending 30 September 2023

(In Thousand Pesos)

Department : OFFICE OF THE PRESIDENT
 Agency : BASES CONVERSION AND DEVELOPMENT AUTHORITY
 Operating Unit : _____
 Organization Code (UACS) : _____

CLASSIFICATION / SOURCES OF REVENUE AND OTHER RECEIPTS	UACS Code	REVENUE TARGET (Annual)	ACTUAL REVENUE AND OTHER RECEIPTS COLLECTIONS					CUMULATIVE REMITTANCE /DEPOSITS TO DATE			VARIANCE		Remarks
			1st Quarter	2nd Quarter	3rd Quarter	4th Quarter	TOTAL	Remittance to BTr	Deposited with AGDB	Total	Amount	%	
1	2	3	4	5	6	7	8=(4+5+6+7)	9	10	11=(9+10)	12=(8-3)	13 = (12 / 3)	14
NOT APPLICABLE													
A. General Fund (formerly Fund 101)													
- Tax													
Documentary Stamp Tax													
- Non-Tax													
Permit Fees Import													
B. Special Account in the General Fund (formerly Fund 105, 183, 401, 151-159)													
- Tax													
- Non-Tax													
C. Off-Budget Accounts (formerly Fund 161 to 164, etc.)													
D. Custodial Funds (formerly Fund 101-184, 187)													
TOTAL													

Certified Correct:


SHERRYL T. CORPUZ **OCT 23 2023**
 OIC, Budget and Revenue Allocation Department
 Date:

Approved By:


MADONNA M. CINCO
 OIC, Investment and Financial Management Group
 Date:

STATEMENT OF APPROVED BUDGET, UTILIZATIONS, DISBURSEMENTS AND BALANCES FOR TRUST RECEIPTS
 (for Implementing Agency use only)
 As of the Quarter Ending 30 September 2023

Department : Office of the President
 Agency : Bases Conversion and Development Authority
 Operating Unit :
 Organization Code (UACS) :
 Funding Cluster : Trust Receipts

Source Agencies and Projects	UACS CODE	Approved Budget			Utilizations					Disbursements					Balances		
		Approved Budgeted Revenue/ Receipts	Adjustments (Additions, Reductions, Modifications/ Augmentations)	Adjusted Budgeted Revenue	1st Quarter Ending March 31	2nd Quarter Ending June 30	3rd Quarter Ending Sept. 30	4th Quarter Ending Dec. 31	Total	1st Quarter Ending March 31	2nd Quarter Ending June 30	3rd Quarter Ending Sept. 30	4th Quarter Ending Dec. 31	Total	Unutilized Budget	Unpaid Utilizations (10-19) = (17+18)	
																Due and Demandable	Not Yet Due and Demandable
1	2	3	4	5=[3+(-)4]	6	7	8	9	10=(6+7+8+9)	11	12	13	14	15=(11+12+13+14)	16=(5-10)	17	18
Project Title																	
PS																	
MOOE																	
CO																	
GRAND TOTAL																	
PS																	
MOOE																	
CO																	

NOT APPLICABLE

Certified Correct:  SHERRYL T. CORPUZ OIC, Budget and Revenue Allocation Department Date:	Approved By:  MADONNA M. CINCO OIC, Investment and Financial Management Group Date:
--	---

OCT 23 2023