

**MONTHLY CASH PROGRAM**  
**For the Period Ended 30 June 2023**  
**(in Php Thousands)**


**Department** : BASES CONVERSION AND DEVELOPMENT AUTHORITY  
**Fund** : CORPORATE FUNDS

PARTICULARS	ACTUAL						PROJECTION						Total
	JAN	FEB	MAR	APR	MAY	JUN	JUL	AUG	SEP	OCT	NOV	DEC	
Personnel Services	78,698	17,415	17,775	17,267	28,945	17,338	25,763	25,758	25,764	25,802	45,222	125,072	450,819
Maintenance and Other Operating Expenses	15,052	25,518	24,734	24,545	41,971	37,390	50,970	52,455	52,734	52,735	52,619	360,875	791,598
Share of Beneficiary Agencies												3,251,418	3,251,418
Dividends												987,156	987,156
Furniture, Fixtures and Equipment			92		96	145						56,319	56,653
Infrastructure Projects												195,724	195,724
Subic Clark Tarlac Expressway			460,621	3,581	29,609		14,495	14,495	574,880	14,495	14,495	168,039	1,294,709
New Clark City Project	7,151	7,039	20,512	3,374	(14)	188	38,515	38,515	38,515	38,515	38,515	346,120	576,942
GAA Funded Projects													
Military Replication Projects												1,279,085	1,279,085
Development of New Clark City												830,000	830,000
Subic-Clark Railway Project												78,000	78,000
Operation and Maintenance of the NCC												194,875	194,875
Clark Airport Projects												252,411	252,411
National Academy for Sports Campus												50,000	50,000
Subsidiaries		167,719	47	4,581	4,970	12,138	18,132	18,132	18,132	18,132	18,132	74,405	354,516
Prior Years Obligations	495,989	296,357	162,721	4,308,762	587,556	152,752							13,202,424
<b>GRAND TOTAL</b>	<b>596,890</b>	<b>514,047</b>	<b>686,502</b>	<b>4,362,109</b>	<b>693,132</b>	<b>219,951</b>	<b>147,874</b>	<b>149,355</b>	<b>710,024</b>	<b>149,678</b>	<b>168,983</b>	<b>15,447,784</b>	<b>23,846,329</b>

Prepared By:

  
**SHERRYL T. CORPUZ**  
 OIC, Budget and Revenue Allocation Department

Recommending Approval:

  
**HEDDA Y. RULONA**  
 SVP, Investment and Financial Management Group

Approved by:

  
**GISELA Z. KALALO**  
 Executive Vice President

**ESTIMATED MONTHLY CASH RECEIPTS**  
**For the Period Ended 30 June 2023**  
**(in Php Thousands)**


**Department** : BASES CONVERSION AND DEVELOPMENT AUTHORITY  
**Fund** : CORPORATE FUNDS

CLASSIFICATION/SOURCES OF RECEIPTS (In Thousands)	LEGAL BASIS	ACTUAL						PROJECTION						Total	
		JAN	FEB	MAR	APR	MAY	JUN	JUL	AUG	SEP	OCT	NOV	DEC		
Joint Venture Proceeds	RA 7227 as amended by RA 7917		3,000,000		873,414									3,873,414	
Lease Proceeds		1,769	218,771	71,397	162,194	12,025	117,965	70,788	10,406	34,992	11,927	10,469	1,855	724,557	
Sales Proceeds					2,680	209,760	150,000								362,440
Concession Fees		233,668	181,487	166,679	238,397	200,658	186,703	91,865	91,865	126,057	91,865	91,865	111,200	1,812,307	
Other Receipts															
NG Subsidy /Equity							2,910,109							2,684,371	5,594,480
Dividend Income - FBDC				675,000											675,000
Interest Income		24,853	47,348	57,540	31,260	47,361	18,348	20,000	20,000	20,000	20,000	20,000	20,000	20,000	346,710
Miscellaneous Receipts		32,968	56,591	18,737	62,103	37,696	761,311	14,654	14,654	14,654	14,654	14,654	14,654	59,288	1,101,965
<b>GRAND TOTAL</b>			<b>293,258</b>	<b>3,504,196</b>	<b>989,354</b>	<b>1,370,048</b>	<b>507,499</b>	<b>4,144,437</b>	<b>197,307</b>	<b>136,925</b>	<b>195,703</b>	<b>138,446</b>	<b>136,987</b>	<b>2,876,713</b>	<b>14,490,873</b>

Prepared By:

  
**SHERRYL T. CORPUZ**  
 OIC, Budget and Revenue Allocation Department

Recommending Approval:

  
**HEDDA Y. RULONA**  
 SVP, Investment and Financial Management Group

Approved by:

  
**GISELA Z. KALALO**  
 Executive Vice President

**FINANCIAL REPORT OF OPERATION**  
**For the Period Ended 30 June 2023**  
**(in Php Thousands)**

**Department** : BASES CONVERSION AND DEVELOPMENT AUTHORITY

**Fund** : CORPORATE FUNDS

PARTICULARS	APPROVED BUDGET	OBLIGATIONS INCURRED	BUDGET BALANCE
General Administration and Support Services			
Personnel Services	134,512	40,720	93,792
Maintenance and Other Operating Expenses	74,219	7,897	66,322
Support to Operations			
Personal Services	229,014	114,039	114,975
Maintenance and Other Operating Expenses	555,103	142,264	412,839
Capital Outlays - Furniture, Fixtures and Equipment	56,653	333	56,319
Operations			
Personal Services	87,293	22,679	64,614
Maintenance and Other Operating Expenses	162,277	19,049	143,228
Capital Outlays - Furniture, Fixtures and Equipment			
Projects			
GAA Funded Projects	2,684,371		2,684,371
Subic Clark Tarlac Expressway	1,294,709	493,811	800,899
New Clark City Project	576,942	38,249	538,693
Infrastructure Projects	195,724		195,724
Share of Beneficiary Agencies	3,251,418		3,251,418
Dividends	987,156		987,156
Subsidiaries	354,516	189,453	165,063
Prior Year Obligations	13,202,424	6,004,138	7,198,285
<b>GRAND TOTAL</b>	<b>23,846,329</b>	<b>7,072,631</b>	<b>16,773,698</b>

Prepared by:

  
**SHERRYL T. CORPUZ**

OIC, Budget and Revenue Allocation Department

Recommending Approval:

  
**HEDDA Y. RULONA**

SVP, Investment and Financial Management Group

Approved by:

  
**GISELA Z. KALALO**

Executive Vice President

**MONTHLY REPORT OF CASH RECEIPTS**  
 For the Period Ended 30 June 2023  
 (in Php Thousands)


Department : BASES CONVERSION AND DEVELOPMENT AUTHORITY  
 Fund : CORPORATE FUNDS

CLASSIFICATION/ SOURCES OF RECEIPTS (In Thousands)	Actual						Projection						TOTAL COLLECTIONS	CUMULATIVE INCOME DEPOSITED IN BTR
	January	February	March	April	May	June	July	August	September	October	November	December		
Joint Venture Proceeds		3,000,000		873,414									3,873,414	
Lease Proceeds	1,769	218,771	71,397	162,194	12,025	117,965	70,788	10,406	34,992	11,927	10,469	1,855	724,557	
Sales Proceeds				2,680	209,760	150,000							362,440	
Concession Fees	233,668	181,487	166,679	238,397	200,658	186,703	91,865	91,865	126,057	91,865	91,865	111,200	1,812,307	
Other Receipts	57,821	103,938	751,278	93,363	85,057	3,689,769	34,654	34,654	34,654	34,654	34,654	2,763,659	7,718,155	
Dividend Income - FBDC			675,000										675,000	
NG Subsidy /Equity						2,910,109							2,684,371	5,594,480
Interest Income	24,853	47,348	57,540	31,260	47,361	18,348	20,000	20,000	20,000	20,000	20,000	20,000	346,710	
Miscellaneous Receipts	32,968	56,591	18,737	62,103	37,696	761,311	14,654	14,654	14,654	14,654	14,654	59,288	1,101,965	
Remittance to BTR														3,551,401
Dividends Declaration														527,402
<b>GRAND TOTAL</b>	<b>293,258</b>	<b>3,504,196</b>	<b>989,354</b>	<b>1,370,048</b>	<b>507,499</b>	<b>4,144,437</b>	<b>197,307</b>	<b>136,925</b>	<b>195,703</b>	<b>138,446</b>	<b>136,987</b>	<b>2,876,713</b>	<b>14,490,873</b>	<b>4,078,803</b>

Prepared By:

  
**SHERRYL T. CORPUZ**  
 OIC, Budget and Revenue Allocation Department

Recommending Approval:

  
**HEDDA Y. RULONA**  
 SVP Investment and Financial Management Group

Approved by:

  
**GISELA Z. KALALO**  
 Executive Vice President