


QUARTERLY PHYSICAL REPORT OF OPERATION
As of 30 September 2022

Department : OFFICE OF THE PRESIDENT
 Agency : BASES CONVERSION AND DEVELOPMENT AUTHORITY
 Operating Unit :
 Organization Code (UACS) :

	Current Year Appropriations
	Supplemental Appropriations
	Continuing Appropriations
	Off-Budget Account

Particulars	UACS CODE	Physical Targets					Physical Accomplishments					Variance as of 30 September 2022	Remarks
		1st Quarter	2nd Quarter	3rd Quarter	4th Quarter	Total	1st Quarter	2nd Quarter	3rd Quarter	4th Quarter	Total		
1	2	3	4	5	6	7=(3+4+5+6)	8	9	10	11	12=(8+9+10+11)	13	14
Part A													
I. Operations													
Power Subsidy													
II. Projects													
III. Automatic Appropriations													
Part B													
Major Programs/Projects													
Outcome Indicators													
1 Number of generated employment	31010000000000	050	000	600	550	2 400	255	318	503		1130	-183	
Outcome Indicators													
1 Number of road projects started	31010000000000	4	0	1	0	5	4	0	0		4	0	
2 Percentage of completion of road projects	31010000000000	7%	0%	10%	11%	37%	0%	0%	17%		23%	-3 40%	

Prepared By: 
 IAN S. GALURA
 PIC - Strategic Projects Management Department/New Clark City
 Date:

Approved By: 
 JOSHUA M. BINGCANG
 Senior Vice-President, CDG
 Date:

QUARTERLY PHYSICAL REPORT OF OPERATION
As of 30 September 2022


Department : OFFICE OF THE PRESIDENT
 Agency : BASES CONVERSION AND DEVELOPMENT AUTHORITY
 Operating Unit :
 Organization Code (UACS) :

	Current Year Appropriations
	Supplemental Appropriations
	Continuing Appropriations
	Off-Budget Account

Particulars	UACS CODE	Physical Targets					Physical Accomplishments					Variance as of 30 September 2022	Remarks
		1st Quarter	2nd Quarter	3rd Quarter	4th Quarter	Total	1st Quarter	2nd Quarter	3rd Quarter	4th Quarter	Total		
1	2	3	4	5	6	7=(3+4+5+6)	8	9	10	11	12=(8+9+10+11)	13	14
Part A													
I. Operations													
Power Subsidy													
II. Projects													
III. Automatic Appropriations													
Part B													
Major Programs/Projects													
Outcome Indicators													
1 Number of generated employment	3101000000000	312	312	312	310	1246	1307	1277	1019		3663	2417	
Outcome Indicators													
1 Number of road projects started	3101000000000	1	0	6	3	10	10	0	0		10	0	
2 Percentage of completion of road projects	3101000000000	3.45%	4.65%	5.25%	6.65%	20.00%	61.00%	64.00%	70.00%		64.00%	44.00%	

Prepared By:

 BRYAN S. GALURA
 OIC - Strategic Projects Management Department Clark/New Clark City
 Date:

Approved by:

 JOSHUA M. BINGCANG
 Senior Vice-President, CDG
 Date:

STATEMENT OF APPROPRIATIONS, ALLOTMENTS, OBLIGATIONS, DISBURSEMENTS AND BALANCES
As of the Quarter ending 30 September 2022
(in Thousand Pesos)

FAR No. 1

Department OFFICE OF THE PRESIDENT
Agency BASES CONVERSION AND DEVELOPMENT AUTHORITY
Operating Unit _____
Organization Code (UAC) _____
Funding Source Code (as clustered) : _____
(e.g. Old Fund Code: 101,102, 151)

	Current Year Appropriations
	Supplemental Appropriations
	Continuing Appropriations

Particulars	UACS CODE	Appropriations		Allotments					Current Year Obligations					Current Year Disbursements					Balances					
		Authorized Appropriation	Adjustments (Transfer To/From, Reassignment)	Adjusted Appropriations	Allotments Received	Adjustments (Withdrawal, Reassignment)	Transfer To	Transfer From	Adjusted Total Allotments	1st Quarter	2nd Quarter	3rd Quarter	4th Quarter	Total	1st Quarter	2nd Quarter	3rd Quarter	4th Quarter	Total	Unreversed Appropriations	Unobligated Allotment	Unpaid Obligations (15-20) + (23+24)		
										Ending March 31	Ending June 30	Ending Sept. 30	Ending Dec. 31		Ending March 31	Ending June 30	Ending Sept. 30	Ending Dec. 31				Due and Demandable	Not Yet Due and Demandable	
1	2	3	4	5(3+4)	6	7	8	9	10(8+17-8+8)	11	12	13	14	15=(11+12+13+14)	16	17	18	19	20=(16+17+18+19)	21+(5-10)	22+(10-15)	23	24	
I. Agency Specific Budget																								
General Administration and Support																								
General Administration and Supervision																								
PAP																								
PS																								
MOOE																								
Fin Exp. (if applicable)																								
CO																								
Support to Operations																								
PS																								
MOOE																								
Power Subsidy to SFA Somcom Corporation																								
Fin Exp. (if applicable)																								
CO																								
Operations																								
MFO																								
PAP																								
PS																								
MOOE																								
Fin Exp. (if applicable)																								
CO																								
Locally-Funded Project(s)																								
MFO 1 -Infrastructure Development Program																								
PAP																								
PS																								
MOOE																								
Development of the New Clark City	101277	400,000		400,000	400,000				400,000	288,748				288,748							111,254	288,748		
Subio-Clark Railway Project	101277	76,562		76,562	76,562				76,562	76,562				76,562								76,562	76,562	
Military Repatriation Projects	101277	1,000,000		1,000,000	1,000,000				1,000,000	1,000,000				1,000,000								1,000,000		
Construction of sewage treatment plant and access road for the institutional area in Bonifacio Capital District, Taguig City	101277	68,022		68,022	68,022				68,022					68,022								68,022		
Clark Airport Facilities	101277	200,000		200,000	200,000				200,000	77,542				77,542								122,458	77,542	
Construction of Facilities/Amenities for the National Academy of Sports (NAS) Main Campus	101277	499,740		499,740	499,740				499,740					499,740								499,740		
Operation and Maintenance of the NCC Sports Facilities	101277	243,022		243,022	243,022				243,022	83,792				83,792								159,230	83,792	
Fin Exp. (if applicable)																								
CO																								
Foreign-Assisted Project(s)																								
PAP																								
PS																								
MOOE																								
Fin Exp. (if applicable)																								
CO																								
...continue down to the last PAP																								
Sub-Total, Agency Specific Budget																								
PS																								
MOOE																								
Fin Exp. (if applicable)																								
CO																								
II. Automatic Appropriations																								
RLP																								
Special Account in the General Fund (Please specify)																								
Motor Vehicle Users Charge Fund																								
MOOE																								
CO																								
Sub-Total, Automatic Appropriations																								
PS																								
MOOE																								
Fin Exp. (if applicable)																								
CO																								
III. Special Purpose Fund (Please specify)																								
MPBF-PS																								
PGF-PS (Pension Benefits)																								
Sub-Total, Special Purpose Fund																								
PS																								
MOOE																								
Fin Exp. (if applicable)																								
CO																								
GRAND TOTAL																								
PS	101277	2,487,346		2,487,346	2,487,346				2,487,346	1,526,643				1,526,643							960,703	1,526,643		
MOOE																								
Fin Exp. (if applicable)																								
CO																								
Recapitulation by MFO:																								
General Administration and Support																								
MFO 1 -Infrastructure Development Program	101277	2,487,346		2,487,346	2,487,346				2,487,346	1,526,643				1,526,643							960,703	1,526,643		
...continue down to the last MFO																								
OF WHICH:																								
Major Programs/Projects																								

STATEMENT OF APPROPRIATIONS, ALLOTMENTS, OBLIGATIONS, DISBURSEMENTS AND BALANCES
As of 30 September 2022
(in Thousand Pesos)

Department OFFICE OF THE PRESIDENT
Agency BASES CONVERSION AND DEVELOPMENT AUTHORITY
Operating Unit
Organization Code (IACS)
Funding Source Code (as clustered)
(e.g. Old Fund Code: 101,102, 151)

Current Year Appropriations
Supplemental Appropriations
Continuing Appropriations

Table with columns: Particulars, Year/GAA, UACS CODE, Appropriations (Authorized, Adjustments, Adjusted, Allotments Received, Adjustments, Transfer To, Transfer From), Current Year Obligations (1st-4th Quarter, Total), Current Year Disbursements (1st-4th Quarter, Total), Balances (Unreleased, Unallotted, Unpaid Obligations, Due and Demandable, Not Yet Due and Demandable).

Prepared by: SHERRY L. COPUZ
O/C, Budget and Revenue Allocation Department
Date:

Certified Correct: HEDDA T. RULONA
SVP and Chief Financial Officer
Date:

List of Allotments and Sub-Allotments
 As of the Quarter ending 30 September 2022
 (In Thousand Pesos)

Department : OFFICE OF THE PRESIDENT
 Agency : BASES CONVERSION AND DEVELOPMENT AUTHORITY
 Operating Unit : _____
 Organization Code (UACS) : _____
 Funding Source Code (as clustered) : _____
 (e.g. Old Fund Code: 101,102, 151)


 Current Year Appropriations
 Continuing Appropriations
 Supplemental Appropriations

No.	Allotments / Sub-Allotments		Funding Source		Allotments / Sub-Allotments received from COs / ROs				Sub-Allotment to Regions/Operating Units				Total Allotments / Net of Sub-allotments			
	Number	Date	Description	UACS Code	PS	MOOE	CO	Total	PS	MOOE	CO	Total	PS	MOOE	CO	Total
1	2	3	4	5	6	7	8	9=(6+7+8)	10	11	12	13=(10+11+12)	14 = (6+10)	15 = (7+11)	16 = (8 + 12)	17=(14+15+16)
A. Allotments received from DBM																
1	Comprehensive Release per Annex A and A-1 of NBC No. 551															
2	GARO No. 2014-1 (RLIP)															
3																
4	SARO (MPBF)															
5	SARO-BMB-C-22-0002526	8-Mar-22	RA 11639 (FY2022 GAA)	101277		2,487,346		2,487,346						2,487,346		2,487,346
	Sub-total					2,487,346		2,487,346						2,487,346		2,487,346
B. Sub-allotments received from Central Office/Regional Office																
1																
2																
3																
4																
5																
6																
	Sub-Total															
	Total Allotments					2,487,346		2,487,346						2,487,346		2,487,346

Summary by Funding Source Code:																
Agency Specific Budget																
RLIP																
MPBF																

Certified Correct:


 SHERRYL T. CORPUZ
 OIC, Budget and Revenue Allocation Department

Approved By:


 HEDDA Y. RULONA
 SVP and Chief Financial Officer

STATEMENT OF OBLIGATIONS, DISBURSEMENTS, LIQUIDATIONS AND BALANCES for INTER-AGENCY FUND TRANSFERS



(for Source Agency use only)

As at the Quarter Ending 30 September 2022

Department OFFICE OF THE PRESIDENT
 Agency/Entity BASES CONVERSION AND DEVELOPMENT AUTHORITY
 Operating Unit
 Organization Code
 Fund Cluster
 (e.g. UACS Fund)

	Current Year Appropriation
	Supplemental Appropriatio
	Continuing Appropriations

Implementing Agencies and Projects	Obligations							Disbursements (Funds Transferred To)					Liquidations					Unpaid Obligations	Unliquidated Fund Transfers
	Obligation Request		1st Quarter Ending	2nd Quarter Ending	3rd Quarter Ending	4th Quarter Ending	Total	1st Quarter Ending	2nd Quarter Ending	3rd Quarter Ending	4th Quarter Ending	Total	1st Quarter Ending	2nd Quarter Ending	3rd Quarter Ending	4th Quarter Ending	Total		
	Number	Date	March 31	June 30	Sept. 30	Dec. 31		March	June 30	Sept. 30	Dec. 31		March	June 30	Sept. 30	Dec. 31			
1	2	3	4	5	6	7	8=(4+5+6+7)	9	10	11	12	13=(9+10+11+12)	14	15	16	17	18=(14+15+16+17)	19 = (8-13)	20 = (13-18)
<h1>Not Applicable</h1>																			
GRAND TOTAL																			

Certified Correct:  SHERRYL T. CORPUZ OIC, Budget and Revenue Allocation Department Date:	Approved By:  HEDDA Y. RULONA SVP and Chief Financial Officer Date:
---	---

*The Agency/Entity Central Office shall disclose the regional offices (ROs)/lower level operating units (OUs) which are not included in the consolidated report, in case not all ROs/lower level OUs submitted their reports for consolidation.

SUMMARY OF APPROVED BUDGET, UTILIZATIONS, DISBURSEMENTS AND BALANCES BY OBJECT OF EXPENDITURES
(For Off- Budgetary Funds)
As of the Quarter ending 30 September 2022

Department OFFICE OF THE PRESIDENT
 Agency BASES CONVERSION AND DEVELOPMENT AUTHORITY
 Operating Unit _____
 Organization Code (UACS) _____
 Funding Source Code (as clustered) : _____

Particulars	UACS CODE	Approved Budget			Budget Utilization					Disbursements					BALANCES		
		Approved Budgeted Revenue	Adjustments (Additions, Reductions, Realignment)	Adjusted Budgeted Revenue	1st Quarter	2nd Quarter	3rd Quarter	4th Quarter	Total	1st Quarter	2nd Quarter	3rd Quarter	4th Quarter	Total	Unutilized Budget	Unpaid Utilizations (10-15) = (17+18)	
					Ending March 31	Ending June 30	Ending Sept. 30	Ending Dec. 31		Ending March 31	Ending June 30	Ending Sept. 30	Ending Dec. 31			Due and Demandable / Accounts Payable	Not Yet Due and Demandable
1	2	3	4	5=[3+(-)4]	6	7	8	9	10=(6+7+8+9)	11	12	13	14	15=(11+12+13+14)	16=(5-10)	17	18
SUMMARY																	
A. AGENCY SPECIFIC BUDGET																	
Personnel Services																	
Salaries and Wages																	
Basic Salary - Civilian																	
Basic Pay - Military/Uniformed Personnel																	
Salaries and Wages - Contractual																	
Other Compensation																	
Personnel Economic Relief Allowance (PERA)																	
PERA - Civilian																	
PERA - Military/Uniformed Personnel																	
Representation Expenses																	
Transportation Allowance																	
Transportation Allowance																	
RATA of Sectoral/Alternate Sectoral Representatives																	
<i>Continue down to the last object of expenditure...</i>																	
Maintenance & Other Operating Expenses																	
Traveling Expenses																	
Traveling Expenses - Local																	
Traveling Expenses - Foreign																	
Training and Scholarship Expenses																	
Training Expenses																	
Scholarship Grants/Expenses																	
Supplies and Materials Expenses																	
Office Supplies Expenses																	
Accountable Forms Expenses																	
Non-Accountable Forms Expenses																	
Animal/Zoological Supplies Expenses																	
Food Supplies Expenses																	
Welfare Goods Expenses																	
Drugs and Medicines Expenses																	
Medical, Dental and Laboratory Supplies Expenses																	
Fuel, Oil and Lubricants Expenses																	
Agricultural and Marine Supplies Expenses																	
Chemical and Filtering Supplies Expenses																	
Other Supplies and Materials Expenses																	
Utility Expenses																	
Water Expenses																	
Electricity Expenses																	
<i>Continue down to the last object of expenditure...</i>																	

Not Applicable

Financial Expenses Management Supervision/Trusteeship Fees Interest Expenses Interest Paid to Non Residents Interest Paid to Residents other than General Government Interest Paid to other General Government Units <i>Continue down to the last object of expenditure...</i>																			
Capital Outlays Property, Plant and Equipment Outlay Buildings and Other Structures Outlay Buildings School Buildings Hospitals and Health Centers Markets Machinery and Equipment Outlay Machinery Office Equipment Information and Communication Technology Equipment <i>(sample object of expenditure only)</i> <i>Continue down to the last object of expenditure...</i>																			
GRAND TOTAL																			

Not Applicable

Certified Correct:  SHERRYL T. CORPUZ <i>OIC, Budget and Revenue Allocation Department</i> Date:	Approved By:  HEDDA Y. RULONA <i>SVP and Chief Financial Officer</i> Date:
--	---

MONTHLY REPORT OF DISBURSEMENTS
As of 30 September 2022
(in Thousand Pesos)

Department : OFFICE OF THE PRESIDENT
 Agency : BASES CONVERSION AND DEVELOPMENT AUTHORITY
 Operating Unit :
 Organization Code (UACS) :
 Funding Source Code (as clustered):
 (e.g. Old Fund Code: 101,102, 151)

PARTICULARS	CURRENT YEAR BUDGET					PRIOR YEAR'S BUDGET											SUB-TOTAL	TRUST LIABILITIES				GRAND TOTAL					Remarks	
	PS	MOOE	Fin. Exp	CO	TOTAL	PRIOR YEAR'S ACCOUNTS PAYABLE					CURRENT YEAR'S ACCOUNTS PAYABLE							PS	MOOE	CO	TOTAL	PS	MOOE	Fin. Exp	CO	TOTAL		
						PS	MOOE	Fin. Exp	CO	Sub-Total	PS	MOOE	Fin. Exp	CO	Sub-Total	TOTAL												
1	2	3	4	5	6=(2+3+4+5)	7	8	9	10	11=(7+8+9+10)	12	13	14	15	16=(12+13+14+15)	17=(11+16)	18=(6+17)	19	20	21	22=(19+20+21)	23	24	25	26	27=(23+24+25+26)	28	
Notice of Cash Allocation (NCA)																												
MDS Checks Issued																												
Transfer of Fund to BCDA																												
PMC Headquarters Phase 1 - Package 2															386,871	386,871	386,871									386,871	386,871	
PMC Headquarters Phase 1 - Package 3															356,848	356,848	356,848									356,848	356,848	
PA - ASCOM Facilities															371,824	371,824	371,824									371,824	371,824	
PA - SSC/DACC Facilities - CMS															33,853	33,853	33,853									33,853	33,853	
PA - SSC/DACC Facilities - DBM SF															91,638	91,638	91,638									91,638	91,638	
Clearing of PAF Relocation Site in NCC															9,775	9,775	9,775									9,775	9,775	
PAF Parking Area at Villamor Air Base															79,509	79,509	79,509									79,509	79,509	
PAF Site Development in Bamban															20,742	20,742	20,742									20,742	20,742	
NCC to SCTEX Access Road															2,097	2,097	2,097									2,097	2,097	
NCC to SCTEX Access Road - CMS															293,161	293,161	293,161									293,161	293,161	
Airport to NCC Access Road (Phase 1)															321,413	321,413	321,413									321,413	321,413	
Airport to NCC Access Road (Phase 1) - CMS															269,353	269,353	269,353									269,353	269,353	
Airport to NCC Access Road (Phase 2)															81,032	81,032	81,032									81,032	81,032	
Airport to NCC Access Road (Phase 2) - CMS															1,216,057	1,216,057	1,216,057									1,216,057	1,216,057	
Airport to NCC Access Road (Phase 3)															16,147	16,147	16,147									16,147	16,147	
Airport to NCC Access Road (Phase 3) - CMS															145,712	145,712	145,712									145,712	145,712	
Airport to NCC Access Spur Road															196,315	196,315	196,315									196,315	196,315	
Connecting Road Package 1															287,572	287,572	287,572									287,572	287,572	
Connecting Road Package 1 - Utility Corridor															142,365	142,365	142,365									142,365	142,365	
Connecting Road Package 1 - CMS															7,358	7,358	7,358									7,358	7,358	
Connecting Road Package 1 - DBM SF															5,064	5,064	5,064									5,064	5,064	
Connector Road from MacArthur to NCC Airport Road																												
NGAC- Sports Facilities																												
NGAC- Interim Operation and Maintenance															33,008	33,008	33,008									33,008	33,008	
Airfield Ground Lighting System															234,056	234,056	234,056									234,056	234,056	
Airport New Control Tower															41,167	41,167	41,167									41,167	41,167	
Airport Terminal Radar															28,481	28,481	28,481									28,481	28,481	
SCRIP ROW/Administrative Expenses															82,189	82,189	82,189									82,189	82,189	
Sewage Treatment Plant - New Senate Building															39,862	39,862	39,862									39,862	39,862	
National Academy for Sports - Phase 1															17,683	17,683	17,683									17,683	17,683	
Bonifacio South Main Boulevard															11,847	11,847	11,847									11,847	11,847	
Advice to Debit Account																												
Working Fund (NCA issued to BTR)																												
Tax Remittance Advices Issued (TRA)																												
Cash Disbursement Ceiling (CDC)																												
Non-Cash Availment Authority (NCAA)																												
Others (Remittance to BTR)																												
TOTAL															1,260,708	1,260,708	1,260,708									1,260,708	1,260,708	

	Previous Report (August)	This month (September 2022)	As of Date		Previous Report (August)	This month (September)	As of Date
Total Disbursement Authorities Received					25,072,599	2,423,229	27,495,828
NCA	25,072,599	2,423,229	27,495,828	-	25,072,599	2,423,229	27,495,828
Working Fund					24,720,828	345,975	25,066,803
TRA					351,771	2,077,253	2,429,025
CDC				0			
NCAA							
Others (CDT, BTR Docs Stamp, etc.)							
Less: Notice of Transfer Allocations (NTA)* issued							
Total Disbursements Authorities Available	<u>25,072,599</u>	<u>2,423,229</u>	<u>27,495,828</u>		<u>24,720,828</u>	<u>345,975</u>	<u>25,066,803</u>
Less: Lapsed NCA							
Disbursements *	<u>24,720,828</u>	<u>345,975</u>	<u>25,066,803</u>		<u>351,771</u>	<u>2,077,253</u>	<u>2,429,025</u>
Balance of Disbursements Authorities as of to date	<u>351,771</u>	<u>2,077,253</u>	<u>2,429,025</u>				

Certified Correct:

 SHERRY T. CORPUZ
 OIC, Budget and Revenue Allocation Department
 Date: _____

Approved By:

 HEDDA Y. RULONA
 SVP and Chief Financial Officer
 Date: _____

QUARTERLY REPORT OF REVENUE AND OTHER RECEIPTS
 As of the Quarter Ending 30 September 2022
 (In Thousand Pesos)

Department : OFFICE OF THE PRESIDENT
 Agency : BASES CONVERSION AND DEVELOPMENT AUTHORITY
 Operating Unit : _____
 Organization Code (UACS) : _____

CLASSIFICATION / SOURCES OF REVENUE AND OTHER RECEIPTS	UACS Code	REVENUE TARGET (Annual)	ACTUAL REVENUE AND OTHER RECEIPTS COLLECTIONS					CUMULATIVE REMITTANCE /DEPOSITS TO DATE			VARIANCE		Remarks
			1st Quarter	2nd Quarter	3rd Quarter	4th Quarter	TOTAL	Remittance to BTr	Deposited with AGDB	Total	Amount	%	
1	2	3	4	5	6	7	8=(4+5+6+7)	9	10	11=(9+10)	12=(8-3)	13 = (12 / 3)	14
A. General Fund (formerly Fund 101)													
- Tax Documentary Stamp Tax													
- Non-Tax Permit Fees Import													
B. Special Account in the General Fund (formerly Fund 105, 183, 401, 151-159)													
- Tax													
- Non-Tax													
C. Off-Budget Accounts (formerly Fund 161 to 164, etc.)													
D. Custodial Funds (formerly Fund 101-184, 187)													
TOTAL													

NOT APPLICABLE

Certified Correct:


SHERRYL T. CORPUZ
 OIC, Budget and Revenue Allocation Department
 Date:

Approved By:


HEDDA Y. RULONA
 SVP and Chief Financial Officer
 Date:

STATEMENT OF APPROVED BUDGET, UTILIZATIONS, DISBURSEMENTS AND BALANCES FOR TRUST RECEIPTS
 (for Implementing Agency use only)
 As of the Quarter Ending 30 September 2022

Department : Office of the President
 Agency : Bases Conversion and Development Authority
 Operating Unit :
 Organization Code (UACS) :
 Funding Cluster : Trust Receipts

Source Agencies and Projects	UACS CODE	Approved Budget			Utilizations					Disbursements					Balances		
		Approved Budgeted Revenue/ Receipts	Adjustments (Additions, Reductions, Modifications/ Augmentations)	Adjusted Budgeted Revenue	1st Quarter Ending March 31	2nd Quarter Ending June 30	3rd Quarter Ending Sept. 30	4th Quarter Ending Dec. 31	Total	1st Quarter Ending March 31	2nd Quarter Ending June 30	3rd Quarter Ending Sept. 30	4th Quarter Ending Dec. 31	Total	Unutilized Budget	Unpaid Utilizations (10-19) = (17+18)	
		3	4	5=[3+(-)4]	6	7	8	9	10=(6+7+8+9)	11	12	13	14	15=(11+12+13+14)	16=(5-10)	17	18
1	2	3	4	5=[3+(-)4]	6	7	8	9	10=(6+7+8+9)	11	12	13	14	15=(11+12+13+14)	16=(5-10)	17	18
Project Title																	
PS																	
MOOE																	
CO																	
GRAND TOTAL																	
PS																	
MOOE																	
CO																	

NOT APPLICABLE

<p>Certified Correct:</p> <p></p> <p>SHERRYL T. CORPUZ OIC, Budget and Revenue Allocation Department</p> <p>Date:</p>	<p>Approved By:</p> <p></p> <p>HEDDA Y. RULONA SVP and Chief Financial Officer</p> <p>Date:</p>
---	--