

QUARTERLY PHYSICAL REPORT OF OPERATION
As of 30 September 2021

Department : OFFICE OF THE PRESIDENT
Agency : BASES CONVERSION AND DEVELOPMENT AUTHORITY
Operating Unit :
Organization Code (UACS) :

Current Year Appropriations
Supplemental Appropriations
Continuing Appropriations
Off-Budget Account

Particulars	UACS CODE	Physical Targets					Physical Accomplishments					Variance as of 30 June 2021	Remarks
		1st Quarter	2nd Quarter	3rd Quarter	4th Quarter	Total	1st Quarter	2nd Quarter	3rd Quarter	4th Quarter	Total		
1	2	3	4	5	6	7=(3+4+5+6)	8	9	10	11	12=(8+9+10+11)	13	14
Part A													
I. Operations													
Power Subsidy													
II. Projects													
III. Automatic Appropriations													
Part B													
Major Programs/Projects													
Outcome Indicators													
1. Number of generated employment	31010000000000	150	150	150	150	600	0	0	0	0	0	-450	
Outcome Indicators													
1. Number of road projects started	31010000000000	1	0	0	0	1	0%	0%	0%	0%	0%	-1	
2. Percentage of completion of road projects	31010000000000	3%	10%	7%	3%	23%	0%	0%	0%	0%	0%	-20.00%	

Prepared By:
[Signature]
RYAN S. GALURA
CIC - Project Management Department Clark/ New Clark City
Date:

Approved by:
[Signature]
JOSHUA M. BINGCO
Senior Vice President, CDG
Date:

QUARTERLY PHYSICAL REPORT OF OPERATION
As of 30 September 2021

Department : OFFICE OF THE PRESIDENT
Agency : BASES CONVERSION AND DEVELOPMENT AUTHORITY
Operating Unit :
Organization Code (UACS) :

Current Year Appropriations
Supplemental Appropriations
Continuing Appropriations
Off-Budget Account

Particulars	UACS CODE	Physical Targets					Physical Accomplishments					Variance as of 30 June 2021	Remarks
		1st Quarter	2nd Quarter	3rd Quarter	4th Quarter	Total	1st Quarter	2nd Quarter	3rd Quarter	4th Quarter	Total		
1	2	3	4	5	6	7=(3+4+5+6)	8	9	10	11	12=(8+9+10+11)	13	14
Part A													
I. Operations													
Power Subsidy													
II. Projects													
III. Automatic Appropriations													
Part B													
Major Programs/Projects													
Outcome Indicators													
1. Number of generated employment	3101000000000000	312	312	312	310	1246	683	315	430		1428	192	
Outcome Indicators													
1. Number of road projects started	3101000000000000	1	0	0	3	10	9	0	0		9	-1	
2. Percentage of completion of road projects	3101000000000000	3.45%	4.85%	5.25%	6.85%	20.00%	18.00%	5.40%	7.57%		28.87%	8.87%	

Prepared By:
[Signature]
STAN S. GALURA
DIC - Project Management Department Clerk/ New Clark City
Date:

Approved by:
[Signature]
JOSEPH M. BINGGANG
Engineer Vice President, CDG
Date:

STATEMENT OF APPROPRIATIONS, ALLOTMENTS, OBLIGATIONS, DISBURSEMENTS AND BALANCES
As of the Quarter ending 30 September 2021
(in Thousand Pesos)

Department: OFFICE OF THE PRESIDENT
Agency: BASES CONVERSION AND DEVELOPMENT AUTHORITY
Operating Unit:
Organization Code (UACS):
Funding Source Code (as clustered):
(e.g. Old Fund Code: 101,102, 151)

Current Year Appropriations
Supplemental Appropriations
Continuing Appropriations

Table with columns: Particulars, UACS CODE, Appropriations, Allotments, Current Year Obligations, Current Year Disbursements, Balances. Includes rows for Agency Specific Budget, Automatic Appropriations, Special Purpose Fund, and GRAND TOTAL.

Certified Correct:
[Signature]
HERNAN Y. RULONA
VP, Budget and Revenue Allocation Department
Date: 10.26.2021

Approved by:
[Signature]
NENA U. RABOC
SVP and Chief Financial Officer
Date:

STATEMENT OF APPROPRIATIONS, ALLOTMENTS, OBLIGATIONS, DISBURSEMENTS AND BALANCES
As of 30 September 2021
(in Thousand Pesos)

FAK No. 1


Department OFFICE OF THE PRESIDENT
Agency BASES CONVERSION AND DEVELOPMENT AUTHORITY
Operating Unit :
Organization Code (UACS) :
Funding Source Code (as clustered) :
(e.g. Old Fund Code: 101,102, 151)


Current Year Appropriations
Supplemental Appropriations
Continuing Appropriations

Particulars	Year/GAA	UACS CODE	Appropriations			Allotments			Current Year Obligations				Current Year Disbursements				Balances									
			Authorized Appropriation	Adjustments (Transfer (To)/From, Reassignment)	Adjusted Appropriations	Allocations Received	Adjustments (Withdrawals, Reassignment)	Transfer To	Transfer From BBOO	Adjusted Total Allotments	1st Quarter Ending March 31	2nd Quarter Ending June 30	3rd Quarter Ending Sept. 30	4th Quarter Ending Dec. 31	Total	1st Quarter Ending March 31	2nd Quarter Ending June 30	3rd Quarter Ending Sept. 30	4th Quarter Ending Dec. 31	Total	Unreleased Appropriations	Unobligated Allotment	Unpaid Obligations (15-20) = (23+24) Due and Demandable Not Yet Due and Demandable			
1		2	3	4	5=(3+4)	6	7	8	9	10=(8+(7)-9)	11	12	13	14	15=(11+12+13+14)	16	17	18	19	20=(16+17+18+19)	21=(5-18)	22=(18-15)	23	24		
I. Agency Specific Budget																										
General Administration and Support																										
General Administration and Suspension																										
PAP																										
PS																										
MOOE																										
Fin Exp. (if applicable)																										
CO																										
Support to Operations																										
PS																										
MOOE																										
Power Subsidy to BFA Sericon Corporation																										
Fin Exp. (if applicable)																										
CO																										
Operations																										
MFO																										
PAP																										
PS																										
MOOE																										
Fin Exp. (if applicable)																										
CO																										
Locally-Funded Project(s)																										
MFO 1 - Infrastructure Development Program																										
PAP																										
PS																										
MOOE																										
Development of the New Clark City																										
2020 101277 4,122,000 1,020,000 4,122,000 4,122,000 1,020,000 4,122,000 4,122,000 1,020,000 4,122,000 4,122,000 1,020,000 4,122,000 4,122,000 1,020,000 803,827 79,050 22,451 63,360 63,360 4,858,648																										
Construction of Sports facilities in the NGAC																										
2020 101277 1,020,000 114,672																										
Subic Clark Railway Project																										
2020 101277 520,000 2,786,995																										
Military Replication Projects																										
2020 101277 4,473,000 (1,131,600) 3,341,400 4,473,000 (1,131,600) 3,341,400 4,473,000 3,341,400 3,341,400 3,341,400 3,341,400 3,341,400 3,341,400 3,341,400 3,341,400 286,929 26,274 241,202 554,405 1,056,530																										
Clark Airfield Ground Lighting System, Terminal Radar System and New Control Tower																										
2020 101277 1,181,000 1,056,530																										
Detailed Engineering Design of the Secondary Runway in Clark International Airport																										
2020 101277 100,000 (25,000) 75,000																										
Construction of sewage treatment plant and access road for the Institutional area in Bonifacio Capital District, Taguig City																										
2020 101277 151,160 (75,000) 76,160																										
Fin Exp. (if applicable)																										
CO																										
Foreign-Assisted Project(s)																										
PAP																										
PS																										
MOOE																										
Fin Exp. (if applicable)																										
CO																										
...continue down to the last PAP																										
Sub-Total, Agency Specific Budget																										
PS																										
MOOE																										
Fin Exp. (if applicable)																										
CO																										
II. Automatic Appropriations																										
RLIP																										
Special Account in the General Fund (Please specify)																										
Motor Vehicle Users Charge Fund																										
MOOE																										
CO																										
Sub-Total, Automatic Appropriations																										
PS																										
MOOE																										
Fin Exp. (if applicable)																										
CO																										
III. Special Purpose Fund (Please specify)																										
MPP-PS																										
PGF-PS (Pension Benefits)																										
Sub-Total, Special Purpose Fund																										
PS																										
MOOE																										
Fin Exp. (if applicable)																										
CO																										
GRAND TOTAL																										
PS 101277 11,647,160 (1,211,633) 10,435,527 11,547,160 (1,131,600) 19,967 10,435,527 10,435,527 10,435,527																										
MOOE																										
Fin Exp. (if applicable)																										
CO																										
Recapitulation by MFO:																										
General Administration and Support																										
2020 101277 80,000 19,967 99,967 80,000 19,967 99,967 80,000 19,967 99,967 80,000 19,967 99,967 80,000 19,967 99,967 80,000 19,967 99,967 80,000 19,967 99,967 8,687,997																										
MFO 1 - Infrastructure Development Program																										
2020 101277 11,567,160 (1,231,600) 10,335,560 11,467,160 (1,131,600) 19,967 10,335,560 10,335,560 10,335,560 10,335,560 10,335,560 10,335,560 10,335,560 10,335,560 10,335,560 1,090,756 106,323 451,484 1,647,563																										
...continue down to the last MFO																										
OF WHICH:																										
Major Programs/Projects																										
KRA No. 1 - Anti-Corruption, Transparent, Accountable and Participatory Governance																										
Program Budgeting:																										
MPP																										
Other Major Programs and Projects and monitored by the President through PMS																										
PAP																										
...continue down to the last PAP																										
...continue down to the last Program Budgeting																										
...continue down to the last KRA																										
Prepared by: HEDDA Y. RUILONA VP, Budget and Revenue Allocation Department Date: 10.26.2021											Certified Correct: NENA D. RAJOCO SVP and Chief Financial Officer Date:															

SUMMARY OF APPROPRIATIONS, ALLOTMENTS, OBLIGATIONS, DISBURSEMENTS AND BALANCES BY OBJECT OF EXPENDITURES
As of the Quarter ending 30 September 2021
 (in Thousand Pesos)

Particulars	UACS CODE	Appropriations			Allotments			Current Year Obligations				Current Year Disbursements				Balances									
		Authorized Appropriation	Adjustments (Transfer From/Realignment)	Adjusted Appropriations	Allotments Received	Adjustments (Withdrawal/Realignment)	Transfer To	Transfer From	Adjusted	1st Quarter		2nd Quarter		3rd Quarter		4th Quarter		1st Quarter	2nd Quarter	3rd Quarter	4th Quarter	Unreleased Appropriations	Unobligated Allotment	Unpaid Obligations (15-20) = (23+24)	
										Ending	Ending	Ending	Ending	Ending	Ending	Ending	Ending							Ending	Ending
		Total							March 31	June 30	Sept. 30	Dec. 31	March 31	June 30	Sept. 30	Dec. 31	20=(16+17+18+19)	21=(5-10)	22=(10-15)	23	24				
1	2	3	4	5=(3+4)	6	7	8	9	10=[(6+(-17)+(-8)+9)]	11	12	13	14	15=[(11+12+13+14)]	16	17	18	19	20	21	22	23	24		
SUMMARY																									
A. AGENCY SPECIFIC BUDGET																									
Personnel Services																									
Salaries and Wages																									
Salaries and Wages - Regular																									
Basic Salary - Civilian																									
Basic Pay - Military/Uniformed Personnel																									
Salaries and Wages - Contractual																									
Other Compensation																									
Personnel Economic Relief Allowance (PERA)																									
PERA - Civilian																									
PERA - Military/Uniformed Personnel																									
Representation Expenses																									
Transportation Allowance																									
RATA of Sectoral/Alternate Sectoral Representatives																									
Continue down to the last object of expenditure...																									
Maintenance & Other Operating Expenses																									
Infrastructure Development Program																									
Development of the New Clark City																									
101277	305,584		305,584	305,584				305,584		305,584				305,584										305,584	
101277	50,000		50,000	50,000				50,000		50,000				50,000										50,000	
101277	200,000		200,000	200,000				200,000		200,000				200,000										200,000	
101277	1,000,000		1,000,000	1,000,000				1,000,000		1,000,000				1,000,000										1,000,000	
101277	75,000		75,000	75,000				75,000		75,000				75,000										75,000	
101277	164,000		164,000	164,000				164,000		164,000				164,000										164,000	
101277	729,000		729,000	729,000				729,000		729,000				729,000			83,793		83,793					645,207	
Traveling Expenses																									
Traveling Expenses - Local																									
Traveling Expenses - Foreign																									
Training and Scholarship Expenses																									
Supplies and Materials Expenses																									
Office Supplies Expenses																									
Accountable Forms Expenses																									
Non-Accountable Forms Expenses																									
Animal/Zoological Supplies Expenses																									
Food Supplies Expenses																									
Walkers Goods Expenses																									
Drugs and Medicines Expenses																									
Medical, Dental and Laboratory Supplies Expenses																									
Fuel, Oil and Lubricants Expenses																									
Agricultural and Marine Supplies Expenses																									
Textbooks and Instructional Materials Expenses																									
Textbooks and Instructional Materials Expenses																									
Chalk Allowance																									
Military, Police and Traffic Supplies Expenses																									
Chemical and Filing Supplies Expenses																									
Other Supplies and Materials Expenses																									
Utility Expenses																									
Water Expenses																									
Electricity Expenses																									
101277	86,247		86,247	14,357	(14,357)				14,357	42,607				56,964	14,357					14,357	86,247	(56,964)	42,607		
Financial Expenses																									
Management Supervision/Trusteeship Fees																									
Interest Expenses																									
Interest Paid to Non Residents																									
Interest Paid to Residents other than General Government																									
Interest Paid to other General Government Units																									
Continue down to the last object of expenditure...																									
Capital Outlays																									
Property, Plant and Equipment Outlay																									
Land and Improvement Outlay																									
Buildings and Other Structures Outlay																									
Buildings																									
School Buildings																									
Hospitals and Health Centers																									
Markets																									
Machinery and Equipment Outlay																									
Machinery																									
Office Equipment																									
Information and Communication Technology Equipment																									
(sample object of expenditure only)																									
Continue down to the last object of expenditure...																									
B. AUTOMATIC APPROPRIATIONS																									
Retirement and Life Insurance Premium																									
Specify allotment class/object of expenditures																									
Customs Duties and Taxes																									
Specify allotment class/object of expenditures																									
Continue down to the last object of expenditure...																									
C. SPECIAL PURPOSE FUNDS																									
Miscellaneous Personnel Benefits Fund																									
Specify allotment class/object of expenditures																									
Pension and Gratuity Fund																									
Specify allotment class/object of expenditures																									
Continue down to the last object of expenditure...																									
GRAND TOTAL		2,609,831		2,609,831	2,537,941	(14,357)			2,523,584	14,357	2,566,191			2,580,549	14,357		83,793		98,150	86,247	(56,964)	2,482,398			

Certified Correct:

 HEDDA Y. RULONA
 VP, Budget and Revenue Allocation Department
 Date: 10.26.2021

Approved By:

 NENA D. RADOC
 SVP and Chief Financial Officer
 Date:

List of Allotments and Sub-Allotments
As of the Quarter ending 30 September 2021
(In Thousand Pesos)


Department : OFFICE OF THE PRESIDENT
Agency : BASES CONVERSION AND DEVELOPMENT AUTHORITY
Operating Unit : _____
Organization Code (UACS) : _____
Funding Source Code (as clustered) : _____
(e.g. Old Fund Code: 101,102, 151)

	Current Year Appropriations
	Continuing Appropriations
	Supplemental Appropriations

No.	Allotments / Sub-Allotments		Funding Source		Allotments / Sub-Allotments received from COs / ROs				Sub-Allotment to Regions/Operating Units				Total Allotments / Net of Sub-allotments			
	Number	Date	Description	UACS Code	PS	MOOE	CO	Total	PS	MOOE	CO	Total	PS	MOOE	CO	Total
1	2	3	4	5	6	7	8	9=(6+7+8)	10	11	12	13=(10+11+12)	14 = (6+10)	15 = (7+11)	16 = (8 + 12)	17=(14+15+16)
A. Allotments received from DBM																
1	Comprehensive Release per Annex A and A-1 of NBC No. 551															
2	GARO No. 2014-1 (RLIP)															
3																
4	SARO (MPBF)															
5	SARO-BMB-C-21-0000282	08-Feb-21	RA 11518 (FY2021 GAA)	101277		14,357		14,357						14,357		14,357
6	SARO-BMB-C-21-0001647	23-Apr-21	RA 11518 (FY2021 GAA)	101277		1,794,584		1,794,584						1,794,584		1,794,584
7	SARO-BMB-C-21-0002524	02-Jun-21	RA 11518 (FY2021 GAA)	101277		729,000		729,000						729,000		729,000
8	SARO-BMB-C-21-0005473	24-Aug-21	RA 11518 (FY2021 GAA)	101277		(14,357)		(14,357)						(14,357)		(14,357)
9	Sub-total					2,523,584		2,523,584						2,523,584		2,523,584
B. Sub-allotments received from Central Office/Regional Office																
1																
2																
3																
4																
5																
6																
	Sub-Total															
	Total Allotments					2,523,584		2,523,584						2,523,584		2,523,584

Summary by Funding Source Code:	PS	MOOE	CO	Total
Agency Specific Budget				
RLIP				
MPBF				

Certified Correct:


HEIDA Y. RULONA
VP, Budget and Revenue Allocation Department

Approved By:


NENA D. RADO
SVP and Chief Financial Officer



STATEMENT OF OBLIGATIONS, DISBURSEMENTS, LIQUIDATIONS AND BALANCES for INTER-AGENCY FUND TRANSFERS
 (for Source Agency use only)
 As at the Quarter Ending 30 September 2021

Department OFFICE OF THE PRESIDENT
 Agency/Entity BASES CONVERSION AND DEVELOPMENT AUTHORITY
 Operating Unit
 Organization Code (UACS)
 Fund Cluster

	Current Year Appropriations
	Supplemental Appropriation:
	Continuing Appropriations

(e.g. UACS Fund Cluster: 01-Regular Agency Fund, 02-Foreign Assisted Projects Fund, 03-Special Account-Locally Funded/Domestic Grants Fund, and 04-Special Account-Foreign Assisted/Foreign Grants Fund)

Implementing Agencies and Projects	Obligations							Disbursements (Funds Transferred To)					Liquidations					Unpaid Obligations	Unliquidated Fund Transfers
	Obligation Request and Status		1st Quarter Ending March 31	2nd Quarter Ending June 30	3rd Quarter Ending Sept. 30	4th Quarter Ending Dec. 31	Total	1st Quarter Ending March 31	2nd Quarter Ending June 30	3rd Quarter Ending Sept. 30	4th Quarter Ending Dec. 31	Total	1st Quarter Ending March 31	2nd Quarter Ending June 30	3rd Quarter Ending Sept. 30	4th Quarter Ending Dec. 31	Total		
	Number	Date																	
1	2	3	4	5	6	7	8=(4+5+6+7)	9	10	11	12	13=(9+10+11+12)	14	15	16	17	18=(14+15+16+17)	19 = (8-13)	20 = (13-18)
Not Applicable																			
GRAND TOTAL																			

Certified Correct:  HEDRA Y. RULONA VP, Budget and Revenue Allocation Department Date: 10.26.2021	Approved By:  NENA D. RADO SVP and Chief Financial Officer Date:
--	---

*The Agency/Entity Central Office shall disclose the regional offices (ROs)/lower level operating units (OUs) which are not included in the consolidated report, in case not all ROs/lower level OUs submitted their reports for consolidation.


SUMMARY OF APPROVED BUDGET, UTILIZATIONS, DISBURSEMENTS AND BALANCES
 (For Off-Budgetary Funds)
 As of Quarter Ending 30 September 2021


Department : OFFICE OF THE PRESIDENT
 Entity Name : BASES CONVERSION AND DEVELOPMENT AUTHORITY
 Operating Unit : _____
 Organization Code (UACS) : _____
 Funding Source Code (as clustered 01 (Regular Agency Fund) : _____

	Current Year Appropriations
	Supplemental Appropriations
	Continuing Appropriations

Particulars	UACS CODE	Appropriations			Allotments				Current Year Obligations					Current Year Disbursements					Balances				
		Authorized Appropriation	Adjustments (Transfer (To)/From, Realignment)	Adjusted Appropriations	Allotments Received	Adjustments (Withdrawal, Realignment)	Transfer To	Transfer From	Adjusted Total Allotments	1st Quarter	2nd Quarter	3rd Quarter	4th Quarter	Total	1st Quarter	2nd Quarter	3rd Quarter	4th Quarter	Total	Unreleased Appropriations	Unobligated Allotment	Unpaid Obligations (15-20) = (23+24)	
										Ending March 31	Ending June 30	Ending Sept. 30	Ending Dec. 31		Ending March 31	Ending June 30	Ending Sept. 30	Ending Dec. 31				Due and Demandable	Not Yet Due and Demandable
1	2	3	4	5=(3+4)	6	7	8	9	10=(6+(-)7)	11	12	13	14	15	16	17	18	19	20	21=(5-10)	22=(10-15)	23	24
I. Agency Specific Budget																							
General Administration and Support																							
General Management and Supervision																							
PS																							
MOOE																							
Fin Exp. (if applicable)																							
CO																							
CO Operations																							
PS																							
MOOE																							
Fin Exp. (if applicable)																							
CO																							
Sub-Total, Agency Specific Budget																							
PS																							
MOOE																							
Fin Exp. (if applicable)																							
CO																							
II. Automatic Appropriations																							
Retirement and Life Insurance Premium (RLIP)																							
Sub-Total, Automatic Appropriations																							
PS																							
MOOE																							
Fin Exp. (if applicable)																							
CO																							
III. Special Purpose Funds																							
Miscellaneous Personnel Benefits Fund (MPBF)																							
Pension and Gratuity Fund																							
Sub-Total, Special Purpose Fund																							
PS																							
MOOE																							
Fin Exp. (if applicable)																							
CO																							
GRAND TOTAL																							

Not Applicable

Certified Correct:

HEDDA Y. RULONA
 VP, Budget and Revenue Allocation Department
 Date: 10.26.2021

Approved By:

NENA D. RADO
 SVP and Chief Financial Officer
 Date: _____

SUMMARY OF APPROVED BUDGET, UTILIZATIONS, DISBURSEMENTS AND BALANCES BY OBJECT OF EXPENDITURES
(For Off- Budgetary Funds)
As of the Quarter ending 30 September 2021



Department : OFFICE OF THE PRESIDENT
 Agency : BASES CONVERSION AND DEVELOPMENT AUTHORITY
 Operating Unit : _____
 Organization Code (UACS) : _____
 Funding Source Code (as clustered) : _____

Particulars	UACS CODE	Approved Budget			Budget Utilization					Disbursements					BALANCES			
		Approved Budgeted Revenue	Adjustments (Additions, Reductions, Realignment)	Adjusted Budgeted Revenue	1st Quarter	2nd Quarter	3rd Quarter	4th Quarter	Total	1st Quarter	2nd Quarter	3rd Quarter	4th Quarter	Total	Unutilized Budget	Unpaid Utilizations (10-15) = (17+18)		
					Ending March 31	Ending June 30	Ending Sept. 30	Ending Dec. 31		Ending March 31	Ending June 30	Ending Sept. 30	Ending Dec. 31			Due and Demandable / Accounts Payable	Not Yet Due and Demandable	
1	2	3	4	5=[3+(-)4]	6	7	8	9	10=(6+7+8+9)	11	12	13	14	15=(11+12+13+14)	16=(5-10)	17	18	
SUMMARY																		
A. AGENCY SPECIFIC BUDGET																		
Personnel Services																		
Salaries and Wages																		
Basic Salary - Civilian																		
Basic Pay - Military/Uniformed Personnel																		
Salaries and Wages - Contractual																		
Other Compensation																		
Personnel Economic Relief Allowance (PERA)																		
PERA - Civilian																		
PERA - Military/Uniformed Personnel																		
Representation Expenses																		
Transportation Allowance																		
Transportation Allowance																		
RATA of Sectoral/Alternate Sectoral Representatives																		
<i>Continue down to the last object of expenditure...</i>																		
Maintenance & Other Operating Expenses																		
Traveling Expenses																		
Traveling Expenses - Local																		
Traveling Expenses - Foreign																		
Training and Scholarship Expenses																		
Training Expenses																		
Scholarship Grants/Expenses																		
Supplies and Materials Expenses																		
Office Supplies Expenses																		
Accountable Forms Expenses																		
Non-Accountable Forms Expenses																		
Animal/Zoological Supplies Expenses																		
Food Supplies Expenses																		
Welfare Goods Expenses																		
Drugs and Medicines Expenses																		
Medical, Dental and Laboratory Supplies Expenses																		
Fuel, Oil and Lubricants Expenses																		
Agricultural and Marine Supplies Expenses																		
Chemical and Filtering Supplies Expenses																		
Other Supplies and Materials Expenses																		
Utility Expenses																		
Water Expenses																		
Electricity Expenses																		
<i>Continue down to the last object of expenditure...</i>																		

Not Applicable

Particulars	UACS CODE	Approved Budget			Budget Utilization					Disbursements					BALANCES		
		Approved Budgeted Revenue	Adjustments (Additions, Reductions, Realignment)	Adjusted Budgeted Revenue	1st Quarter	2nd Quarter	3rd Quarter	4th Quarter	Total	1st Quarter	2nd Quarter	3rd Quarter	4th Quarter	Total	Unutilized Budget	Unpaid Utilizations (10-15) = (17+18)	
					Ending March 31	Ending June 30	Ending Sept. 30	Ending Dec. 31		Ending March 31	Ending June 30	Ending Sept. 30	Ending Dec. 31			Due and Demandable / Accounts Payable	Not Yet Due and Demandable
1	2	3	4	5=[3+(-)4]	6	7	8	9	10=(6+7+8+9)	11	12	13	14	15=(11+12+13+14)	16=(5-10)	17	18
Financial Expenses																	
Management Supervision/Trusteeship Fees																	
Interest Expenses																	
Interest Paid to Non Residents																	
Interest Paid to Residents other than General Government																	
Interest Paid to other General Government Units																	
<i>Continue down to the last object of expenditure...</i>																	
Capital Outlays																	
Property, Plant and Equipment Outlay																	
Buildings and Other Structures Outlay																	
Buildings																	
School Buildings																	
Hospitals and Health Centers																	
Markets																	
Machinery and Equipment Outlay																	
Machinery																	
Office Equipment																	
Information and Communication Technology Equipment																	
<i>(sample object of expenditure only)</i>																	
<i>Continue down to the last object of expenditure...</i>																	
GRAND TOTAL																	

Not Applicable

<p>Certified Correct:</p>  <p>HEDDA Y. RULONA VP, Budget and Revenue Allocation Department Date: 10.26.2021</p>	<p>Approved By:</p>  <p>NENA D. RADOC SVP and Chief Financial Officer Date:</p>
--	--

MONTHLY REPORT OF DISBURSEMENTS
As of 30 September 2021
(in Thousand Pesos)

Department : OFFICE OF THE PRESIDENT
 Agency : BASES CONVERSION AND DEVELOPMENT AUTHORITY
 Operating Unit :
 Organization Code (UACS) :
 Funding Source Code (as clustered):
 (e.g. Old Fund Code: 101,102, 151)

PARTICULARS	CURRENT YEAR BUDGET					PRIOR YEAR'S ACCOUNTS PAYABLE											SUB-TOTAL	TRUST LIABILITIES				GRAND TOTAL					Remarks	
	PS	MOOE	Fin. Exp	CO	TOTAL	PRIOR YEAR'S ACCOUNTS PAYABLE					CURRENT YEAR'S ACCOUNTS PAYABLE							PS	MOOE	CO	TOTAL	PS	MOOE	Fin. Exp	CO	TOTAL		
						PS	MOOE	Fin. Exp	CO	Sub-Total	PS	MOOE	Fin. Exp	CO	Sub-Total	TOTAL												
1	2	3	4	5	6=(2+3+4+5)	7	8	9	10	11=(7+ 8+9+10)	12	13	14	15	16=(12+13+14+15)	17=(11+16)	18=(6+17)	19	20	21	22=(19+20+21)	23	24	25	26	27=(23+24+25+26)	28	
Notice of Cash Allocation (NCA) MDS Checks Issued Transfer of Fund to BCDA NCC to SCTEX Access Road NCC to SCTEX Access Road - CMS Airport to NCC Access Road (Phase 1) Airport to NCC Access Road (Phase 1) - CMS Airport to NCC Access Road (Phase 2) - CMS Airport to NCC Access Road (Phase 3) Airport to NCC Access Road (Phase 3) - CMS Airport to NCC Access Spur Road Connecting Road Package 1 Connecting Road Package 1 - CMS Connecting Road Package 1 - DBM SF Connector Road from MacArthur to NCC Airport Road NGAC- Sports Facilities NGAC- Interim Operation and Maintenance Airport Ground Lighting System SCRIP ROW/Administrative Expenses ASCOM ASCOM - CMS ASCOM - DBM SF DAED for PAF Operation Area in Clark Clearing of PAF Relocation Site in NCC PAF Parking Area at Villamor Air Base National Academy for Sports - Phase 1 Power Subsidy Advice to Debit Account Working Fund (NCA issued to BTr) Tax Remittance Advices Issued (TRA) Cash Disbursement Ceiling (CDC) Non-Cash Availment Authority (NCAA) Others (Remittance to BTR)																												
TOTAL		98,150			98,150		548,454		417,553	966,007				525,596	1,880,415	2,846,422								2,001,423		943,149	2,944,572	

SUMMARY:

	Previous Report (August)	This month (September)	As of Date
Total Disbursement Authorities Received			
NCA	18,581,280	1,184,145	19,765,425
Working Fund			
TRA			
CDC			
NCAA			
Others (CDT, BTr Docs Stamp, etc.)			
Less: Notice of Transfer Allocations (NTA) issued			
Total Disbursements Authorities Available	<u>18,581,280</u>	<u>1,184,145</u>	<u>19,765,425</u>
Less: Lapsed NCA			
Disbursements *	18,293,518	565,210	18,858,728
Balance of Disbursements Authorities as of to date	<u>287,762</u>	<u>618,935</u>	<u>906,697</u>

	Previous Report (August)	This month (September)	As of Date
Total Disbursements Program	18,581,280	1,184,145	19,765,425
Less: Actual Disbursements	18,293,518	565,210	18,858,728
(Over)/Under spending	<u>287,762</u>	<u>618,935</u>	<u>906,697</u>

Notes: The use of NTA is discouraged
 * Amounts should tally

Certified Correct:


HEDDA Y. RULONA
 VP, Budget and Revenue Allocation Department
 Date: 10.26.2021


Approved By:



NENA D. RADO
 SVP and Chief Financial Officer
 Date:

QUARTERLY REPORT OF REVENUE AND OTHER RECEIPTS
 As of the Quarter Ending 30 September 2021
 (In Thousand Pesos)

Department : OFFICE OF THE PRESIDENT
 Agency : BASES CONVERSION AND DEVELOPMENT AUTHORITY
 Operating Unit : _____
 Organization Code (UACS) : _____

CLASSIFICATION / SOURCES OF REVENUE AND OTHER RECEIPTS	UACS Code	REVENUE TARGET (Annual)	ACTUAL REVENUE AND OTHER RECEIPTS COLLECTIONS					CUMULATIVE REMITTANCE /DEPOSITS TO DATE			VARIANCE		Remarks
			1st Quarter	2nd Quarter	3rd Quarter	4th Quarter	TOTAL	Remittance to BTr	Deposited with AGDB	Total	Amount	%	
1	2	3	4	5	6	7	8=(4+5+6+7)	9	10	11=(9+10)	12=(8-3)	13 = (12 / 3)	14
Not Applicable													
A. General Fund (formerly Fund 101)													
- Tax Documentary Stamp Tax													
- Non-Tax Permit Fees Import													
B. Special Account in the General Fund (formerly Fund 105, 183, 401, 151-159)													
- Tax													
- Non-Tax													
C. Off-Budget Accounts (formerly Fund 161 to 164, etc.)													
D. Custodial Funds (formerly Fund 101-184, 187)													
TOTAL													

Certified Correct:

HEDDA Y. RULONA
 VP, Budget and Revenue Allocation Department
 Date: 10.26.2021



Approved By:

NENA D. RADO
 SVP and Chief Financial Officer
 Date:

STATEMENT OF APPROVED BUDGET, UTILIZATIONS, DISBURSEMENTS AND BALANCES FOR TRUST RECEIPTS
 (for Implementing Agency use only)
 As of the Quarter Ending 30 September 2021

Department : Office of the President
 Agency : Bases Conversion and Development Authority
 Operating Unit :
 Organization Code (UACS) :
 Funding Cluster : Trust Receipts

Source Agencies and Projects	UACS CODE	Approved Budget			Utilizations					Disbursements					Balances		
		Approved Budgeted Revenue/ Receipts	Adjustments (Additions, Reductions, Modifications/ Augmentations)	Adjusted Budgeted Revenue	1st Quarter Ending March 31	2nd Quarter Ending June 30	3rd Quarter Ending Sept. 30	4th Quarter Ending Dec. 31	Total	1st Quarter Ending March 31	2nd Quarter Ending June 30	3rd Quarter Ending Sept. 30	4th Quarter Ending Dec. 31	Total	Unutilized Budget	Unpaid Utilizations (10-19) = (17+18)	
																Due and	Not Yet Due
1	2	3	4	5=[3+(-)4]	6	7	8	9	10=(6+7+8+9)	11	12	13	14	15=(11+12+13+14)	16=(5-10)	17	18
Project Title																	
PS																	
MOOE																	
CO																	
GRAND TOTAL																	
PS																	
MOOE																	
CO																	

Not Applicable

Certified Correct:  <hr/> HEDDA Y. RULONA VP, Budget and Revenue Allocation Department Date: 10.26.2021	Approved By:  <hr/> NENA D. RADO SVP and Chief Financial Officer Date:
---	---