

MONTHLY CASH PROGRAM
For the Period Ended 31 July 2021
(in Php Thousands)

Department : BASES CONVERSION AND DEVELOPMENT AUTHORITY
Fund : CORPORATE FUNDS

PARTICULARS	ACTUAL							PROJECTION					Total
	JAN	FEB	MAR	APR	MAY	JUN	JUL	AUG	SEP	OCT	NOV	DEC	
Personal Services	11,100	15,530	21,446	27,591	13,882	21,423	16,918	21,649	43,897	21,620	22,762	153,855	391,674
Maintenance and Other Operating Expenses	5,854	28,387	18,785	15,577	844,751	76,017	190,269	76,147	77,695	76,808	78,032	733,835	2,222,157
Share of Beneficiary Agencies								444,015	1,729,393	15,741	158,876	412,122	2,760,147
Capital Outlay													
Furniture, Fixtures and Equipment						80						33,793	33,873
Infrastructure Projects							5,238	1,453,580				972,520	2,431,338
Subic Clark Tarlac Expressway			508,186	53,825					632,182			139,175	1,333,368
New Clark City Project	30,378	4,175	5,301	33,393	8,425	18,340	65,996	9,208	9,208	9,208	9,208	4,826,832	5,029,673
Clark Airport Project		39,831						124,470				1,370,530	1,534,831
Replication Project		226,523	60,406	10,371		15,903			9,208			3,944,679	4,257,882
Subic-Clark Railway Project	72	150	1,524	272	1,944	1,673	384					713,981	720,000
Subsidiaries	78,591	98,839		9,835		30,467		56,245		54,033		125,921	453,932
Prior Years Obligations	1,259,555	683,921	83,547	3,046,147	543,258	205,487	26,530	3,403,554					9,251,998
GRAND TOTAL	1,385,551	1,097,355	699,194	3,197,011	1,412,260	369,390	429,805	5,464,399	2,492,376	177,410	268,878	13,427,243	30,420,872

Prepared By:

 08.23.2021


HEDDA Y. RULONA
 VP, Budget and Revenue Allocation Department

Recommending Approval:

 08.24.2021

NENA D. RADOC
 SVP and Chief Financial Officer

Approved by:

 08-26-2021


AILEEN AN. R. ZOSA
 Executive Vice-President

ESTIMATED MONTHLY CASH RECEIPTS
For the Period Ended 31 July 2021
(in Php Thousands)


Department : BASES CONVERSION AND DEVELOPMENT AUTHORITY
Fund : CORPORATE FUNDS

CLASSIFICATION/SOURCES OF RECEIPTS (In Thousands)	ACTUAL							PROJECTION					Total
	JAN	FEB	MAR	APR	MAY	JUN	JUL	AUG	SEP	OCT	NOV	DEC	
Joint Venture Proceeds								3,000,000		306,616			3,306,616
Lease Proceeds	3,477	691	64,691	94,955	327,217	20,833	67,435	8,787	31,482	11,135	9,516	61,716	701,935
Sales Proceeds	1,485				209,760		1,673					424,746	637,664
Concession Fees	126,924	180,308	98,162	122,896	88,485	105,303	123,894	67,022	67,022	98,279	67,022	795,379	1,940,697
Other Receipts:													
NG Subsidy /Equity		983,415	120,730	102,560	63,336	731,721							2,001,762
New Clark City Project Proceeds													
Redemption of Preferred Shares													
Dividend Income - FBDC								450,000					450,000
Trust Receipts			1,302,790	293,024	20,500								1,616,314
Interest Income	6,107	14,723	16,974	551	16,564	9,102	6,211	6,211	6,211	6,211	6,211	16,316	111,395
Miscellaneous Receipts	16,305	46,430	12,262	22,295	34,741	21,357	12,024	13,630	13,630	13,630	13,630	57,599	277,532
GRAND TOTAL	154,300	1,225,567	1,615,608	636,281	760,605	888,315	211,238	3,545,650	118,345	435,871	96,379	1,355,756	11,043,915


Prepared By:

 08.23.2021
HEDDA Y. RULONA
 VP, Budget and Revenue Allocation Department

Recommending Approval:

 08.24.2021
NENA D. RADO
 SVP and Chief Financial Officer

Approved by:

 08-26-2021
AILEEN AN. R. ZOSA
 Executive Vice-President

FINANCIAL REPORT OF OPERATION
For the Period Ended 31 July 2021
(in Php Thousands)

Department : BASES CONVERSION AND DEVELOPMENT AUTHORITY

Fund : CORPORATE FUNDS

PARTICULARS	APPROVED BUDGET	OBLIGATIONS INCURRED	BUDGET BALANCE
General Administration and Support Services			
Personal Services	139,795	48,748	91,047
Maintenance and Other Operating Expenses	255,538	14,407	241,131
Capital Outlays - Furniture, Fixtures and Equipment			
Support to Operations			
Personal Services	172,101	57,720	114,381
Maintenance and Other Operating Expenses	1,396,310	1,036,020	360,290
Capital Outlays - Furniture, Fixtures and Equipment	33,873	80	33,793
Operations			
Personal Services	79,778	21,422	58,356
Maintenance and Other Operating Expenses	570,310	73,856	496,453
Capital Outlays - Furniture, Fixtures and Equipment			
Projects			
Infrastructure Projects	2,431,338	5,238	2,426,100
New Clark City Project	5,029,672	166,008	4,863,664
Clark Airport Expansion Project	1,534,831	164,301	1,370,530
Subic-Clark Railway Project	720,000	6,019	713,981
Subic Clark Tarlac Expressway	1,333,368	562,011	771,357
Replication Projects	4,257,882	313,203	3,944,679
Share of Beneficiary Agencies	2,760,147		2,760,147
Subsidiaries	453,932	217,733	236,199
Prior Year Obligations	9,251,998	5,848,444	3,403,554
GRAND TOTAL	30,420,872	8,535,210	21,885,662

Prepared By:

 08.23.2021

HEDDA Y. RULONA
 VP, Budget and Revenue Allocation Department

Recommending Approval:

 08.24.2021

NENA D. RADO
 SVP and Chief Financial Officer

Approved by:

 08-26-2021

AILEEN AN. R. ZOSA
 Executive Vice-President

MONTHLY REPORT OF CASH RECEIPTS
For the Period Ended 31 July 2021
(in Php Thousands)


Department : BASES CONVERSION AND DEVELOPMENT AUTHORITY
Fund : CORPORATE FUNDS


CLASSIFICATION/ SOURCES OF RECEIPTS	ACTUAL RECEIPTS							TOTAL COLLECTIONS	CUMULATIVE INCOME	REMARKS
	January	February	March	April	May	June	July			
Lease Proceeds	3,477	691	64,691	94,955	327,217	20,833	67,435	579,299		
Sales Proceeds	1,485				209,760		1,673	212,918		
New Disposition								33,873		
Concession Fees	126,924	180,308	98,162	122,896	88,485	105,303	123,894	963,160		
Other Receipts	22,413	1,044,568	1,452,756	418,430	135,142	762,179	18,236	3,853,724		
Dividend Income - FBDC										
NG Subsidy /Equity		983,415	120,730	102,560	63,336	731,721		2,001,762		
Trust Receipts			1,302,790	293,024	20,500			1,616,314		
Heritage Park Proceeds										
Interest Income	6,107	14,723	16,974	551	16,564	9,102	6,211	70,234		
Miscellaneous Receipts	16,305	46,430	12,262	22,295	34,741	21,357	12,024	165,414		
Remittance to BTR									2,686,114	
Dividends Declaration									1,717,210	
GRAND TOTAL	154,300	1,225,567	1,615,608	636,281	760,605	888,315	211,238	5,642,974	4,403,324	


Prepared By:

Recommending Approval:

Approved by:

 08.23.2021
HELDA Y. RULONA
 Department Manager III

 08.24.2021
NENA D. RADOC
 SVP and Chief Financial Officer

 08-26-2021
AILEEN AN. R. ZOSA
 Executive Vice-President

STATEMENT OF ALLOTMENT, OBLIGATIONS AND BALANCES
For the Period Ended 31 July 2021
(in Php Thousands)


Department : BASES CONVERSION AND DEVELOPMENT AUTHORITY

Fund : CORPORATE FUNDS

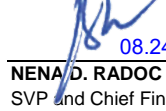
PARTICULARS	APPROVED BUDGET	OBLIGATIONS INCURRED		BUDGET BALANCE
		THIS REPORT	TO DATE	
CURRENT YEAR BUDGET				
PERSONAL SERVICES	391,674	16,918	127,890	263,784
Salaries and Wages	152,041	9,001	64,784	87,257
Other Personnel - Related Expenses:	230,081	7,365	59,594	170,487
PERA	2,664	151	1,066	1,598
Representation Allowance	4,590	281	1,945	2,645
Transportation Allowance	4,590	260	1,784	2,806
Clothing Allowance	1,332	12	864	468
Mid-Year Bonus	12,670			12,670
Year-End Bonus	12,670			12,670
Cash Gift	1,110			1,110
Loyalty	130		65	65
Rice Subsidy	7,992		1,786	6,206
Medical Benefits	17,327	114	1,585	15,742
Anniversary Bonus	666		453	213
Meal Allowance	1,332	75	532	800
Christmas Package	21,113			21,113
Educational Subsidy	12,670	342	8,092	4,578
Amelioration Allowance	21,113		10,518	10,595
Productivity Enhancement Incentive	1,110			1,110
Performance Based Bonus	19,005			19,005
Provident and Housing Fund Contribution	47,140	2,870	17,485	29,655
Term Insurance Premium	390			390
ECC Contributions	266	15	93	174
PAG-IBIG Contributions	266	16	79	188
PHILHEALTH Contributions	2,168	125	642	1,526
Life and Retirement Insurance Contributions	17,965	1,113	6,742	11,223
Personnel Benefits - Others	19,800	1,991	5,863	13,937
BOD Expenses	9,552	552	3,512	6,040
MAINTENANCE AND OTHER OPERATING EXPENSES	2,222,157	185,319	1,124,283	1,097,874
Travel and Educational Expenses				
Training and Scholarship Expenses	3,705	247	462	3,243
Travelling Expenses	2,728	203	1,310	1,417
Communication Expense				
Telephone Expenses - Landline	4,500	1,054	1,157	3,343
Telephone Expenses - Mobile	1,527	186	499	1,028
Other Expenses	5,741	185	855	4,886
Supplies and Materials Expenses				
Office Supplies Expenses	6,698	73	801	5,897
Medical, Dental and Laboratory Supplies Expense	800		143	657
Fuel, Oil and Lubricants Expenses	8,000	814	4,334	3,666
Books and Subscriptions	200	13	71	129
Repairs and Maintenance	34,949	196	4,700	30,249
Rent/Lease Expenses	38,532	2,103	17,505	21,027
Utility Expenses				
Electricity Expenses	23,500	1,092	4,806	18,694
Water Expenses	1,110	33	143	967
Representation and Business Development Expenses	7,273	92	302	6,971
Taxes, Duties, Insurance and Premiums	383,631	161	37,738	345,893
Printing and Advertising Expense				
Advertising, Promotional and Marketing Expense	25,697		1,430	24,268
Printing Expenses	50			50
Professional Services				
Security Services	63,242	3,724	9,896	53,346
Legal Services	6,150	17	110	6,040
Consultancy Services/Technical Services	47,595	830	2,437	45,158
General/Janitorial Expenses	112,392	12,090	36,437	75,955
Asset and Estate Management Fees	2,491	19	107	2,384
Auditing Services	11,383		10,143	1,239

PARTICULARS	APPROVED BUDGET	OBLIGATIONS INCURRED		BUDGET BALANCE
		THIS REPORT	TO DATE	
MOOE Related to Projects				
DICT National Broadband Project - Phase 1	98,520		179	98,341
National Academy for Sports Campus Project	2,500		3	2,497
DA Agro-industrial Business Corridor Project	35,000			35,000
NGAC O&M - Quarantine Facility	96,416	4,090	47,472	48,944
SCTEX ROW Acquisition	41,265		20,965	20,300
Demolition and Dredging Expenses				
Indemnities and Other Claims	54,500			54,500
Survey and Titling Expenses	26,862		354	26,508
Membership Dues and Contribution Expenses	150		32	118
Donations	300			300
BOD Related Expenses	2,160	109	646	1,514
Other Maintenance and Operating Expenses				
Miscellaneous Expenses	159,170	1,567	12,825	146,346
Build Build Build Project	6,600			6,600
Dividends Payable	906,421	156,421	906,421	
Awards and Rewards Expenses	400			400
Subic Clark Tarlac Expressway	1,333,368		562,011	771,357
JICA Debt Servicing	1,140,368		508,186	632,182
DOF Guarantee Fee	193,000		53,825	139,176
CAPITAL OUTLAYS	2,465,211	5,238	5,317	2,459,894
Furniture, Fixtures and Equipment	33,873		80	33,793
Infrastructure Projects	2,431,338	5,238	5,238	2,426,100
DICT National Broadband Project - Phase 1	1,203,580			1,203,580
DA Agro-industrial Business Corridor Project	250,000			250,000
National Academy for Sports Campus	726,500			726,500
Sewage Treatment Plant	151,160			151,160
Poro Point Seaport Terminal	40,000	5,238	5,238	34,762
Streetlight McKinley Parkway	25,000			25,000
Deepwell at Wallace Air Station	14,598			14,598
Water, Sewer and Drainage Connections in BGC	20,500			20,500
Other Projects	11,542,385	190,850	649,531	10,892,854
New Clark City Project	5,029,672	65,996	166,008	4,863,664
Replication Projects	4,257,882		313,203	3,944,679
Clark Airport Expansion Project	1,534,831	124,470	164,301	1,370,530
Subic-Clark Railway Project	720,000	384	6,019	713,981
SHARE OF BENEFICIARY AGENCIES	2,760,147			2,760,147
SUBSIDIARIES	453,932		217,733	236,199
John Hay Management Corporation	211,111		115,881	95,229
Poro Point Management Corporation	151,169		82,089	69,080
Clark Development Corporation	91,652		19,762	71,890
PRIOR YEAR OBLIGATIONS	9,251,998	26,530	5,848,444	3,403,554
GRAND TOTAL	30,420,872	424,855	8,535,210	21,885,662

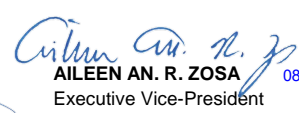
Prepared By:

 08.23.2021
HEDDA Y. RULONA
 Department Manager III

Recommending Approval:

 08.24.2021
NENA D. RADOC
 SVP and Chief Financial Officer

Approved by:

 08-26-2021
AILEEN AN. R. ZOSA
 Executive Vice-President