

**STATEMENT OF ALLOTMENT, OBLIGATIONS AND BALANCES**  
**For the Period Ended 30 April 2021**  
**(in Php Thousands)**

**Department** : BASES CONVERSION AND DEVELOPMENT AUTHORITY  
**Fund** : CORPORATE FUNDS

PARTICULARS	APPROVED BUDGET	OBLIGATIONS INCURRED		BUDGET BALANCE
		THIS REPORT	TO DATE	
<b>CURRENT YEAR BUDGET</b>				
<b>PERSONAL SERVICES</b>	391,674	27,591	75,667	316,007
Salaries and Wages	152,041	9,532	36,665	115,376
Other Personnel - Related Expenses:	230,081	17,635	37,125	192,955
PERA	2,664	157	600	2,064
Representation Allowance	4,590	271	1,097	3,493
Transportation Allowance	4,590	250	988	3,602
Clothing Allowance	1,332	36	834	498
Mid-Year Bonus	12,670			12,670
Year-End Bonus	12,670			12,670
Cash Gift	1,110			1,110
Loyalty	130		20	110
Rice Subsidy	7,992		372	7,620
Medical Benefits	17,327	309	969	16,358
Anniversary Bonus	666	15	453	213
Meal Allowance	1,332	78	299	1,033
Christmas Package	21,113			21,113
Educational Subsidy	12,670	1,620	6,559	6,111
Amelioration Allowance	21,113	10,435	10,435	10,678
Productivity Enhancement Incentive	1,110			1,110
Performance Based Bonus	19,005			19,005
Provident and Housing Fund Contribution	47,140	2,832	8,632	38,507
Term Insurance Premium	390			390
ECC Contributions	266	15	46	221
PAG-IBIG Contributions	266		31	236
PHILHEALTH Contributions	2,168	112	307	1,861
Life and Retirement Insurance Contributions	17,965	1,098	3,309	14,656
Personnel Benefits - Others	19,800	407	2,175	17,625
BOD Expenses	9,552	424	1,876	7,676
<b>MAINTENANCE AND OTHER OPERATING EXPENSES</b>	1,260,239	9,070	45,884	1,214,355
Travel and Educational Expenses				
Training and Scholarship Expenses	3,705	128	200	3,505
Travelling Expenses	2,728	201	628	2,099
Communication Expense				
Telephone Expenses - Landline	4,500	25	68	4,432
Telephone Expenses - Mobile	1,527	45	74	1,453
Other Expenses	5,741	106	340	5,401
Supplies and Materials Expenses				
Office Supplies Expenses	6,698			6,698
Medical, Dental and Laboratory Supplies Expense	800		15	785
Fuel, Oil and Lubricants Expenses	8,000		1,788	6,212
Books and Subscriptions	200	7	20	180
Repairs and Maintenance	34,949	1,971	2,405	32,543
Rent/Lease Expenses	38,532	46	6,740	31,792
Utility Expenses				
Electricity Expenses	23,500	16	1,684	21,816
Water Expenses	1,110	6	48	1,062
Representation and Business Development Expenses	7,273	40	93	7,181
Taxes, Duties, Insurance and Premiums	383,631	1,994	7,829	375,802
Printing and Advertising Expense				
Advertising, Promotional and Marketing Expense	25,697		514	25,183
Printing Expenses	50			50
Professional Services				
Security Services	63,242	1,737	1,749	61,493
Legal Services	6,150	2	72	6,078
Consultancy Services/Technical Services	26,090	387	772	25,317
General/Janitorial Expenses	112,392	387	3,633	108,759
Asset and Estate Management Fees	2,491	10	56	2,434
Auditing Services	11,383		10,143	1,239

PARTICULARS	APPROVED BUDGET	OBLIGATIONS INCURRED		BUDGET BALANCE
		THIS REPORT	TO DATE	
MOOE Related to Projects				
DICT National Broadband Project - Phase 1	98,520	50	73	98,447
National Academy for Sports Campus Project	2,500	3	3	2,497
DA Agro-industrial Business Corridor Project	35,000			35,000
NGAC O&M - Quarantine Facility	82,424			82,424
SCTEX ROW Acquisition	41,265		21	41,243
Demolition and Dredging Expenses				
Indemnities and Other Claims	54,500			54,500
Survey and Titling Expenses	26,862	2	180	26,682
Membership Dues and Contribution Expenses	150		32	118
Donations	300			300
BOD Related Expenses	2,160	23	264	1,896
Other Maintenance and Operating Expenses				
Miscellaneous Expenses	139,170	1,883	6,438	132,732
Build Build Build Project	6,600			6,600
Awards and Rewards Expenses	400			400
Subic Clark Tarlac Expressway	1,333,368	53,825	562,011	771,357
JICA Debt Servicing	1,140,368		508,186	632,182
DOF Guarantee Fee	193,000	53,825	53,825	139,176
<b>CAPITAL OUTLAYS</b>	<b>2,450,613</b>			<b>2,450,613</b>
Furniture, Fixtures and Equipment	33,873			33,873
Infrastructure Projects	2,416,740			2,416,740
DICT National Broadband Project - Phase 1	1,203,580			1,203,580
DA Agro-industrial Business Corridor Project	250,000			250,000
National Academy for Sports Campus	726,500			726,500
Sewage Treatment Plant	151,160			151,160
PN Housing and Support Facilities and Marines Headquarters				
Poro Point Seaport Terminal	40,000			40,000
Streetlight McKinley Parkway	25,000			25,000
Water, Sewer and Drainage Connections in BGC	20,500			20,500
Other Projects	11,542,385	44,036	412,396	11,129,989
New Clark City Project	5,029,672	33,393	73,247	4,956,425
Replication Projects	4,257,882	10,371	297,300	3,960,582
Clark Airport Expansion Project	1,534,831		39,831	1,495,000
Subic-Clark Railway Project	720,000	272	2,018	717,982
<b>SHARE OF BENEFICIARY AGENCIES</b>	<b>2,760,147</b>			<b>2,760,147</b>
<b>SUBSIDIARIES</b>	<b>453,932</b>	<b>9,835</b>	<b>187,265</b>	<b>266,667</b>
John Hay Management Corporation	211,111	9,835	88,912	122,199
Poro Point Management Corporation	151,169		78,591	72,578
Clark Development Corporation	91,652		19,762	71,890
<b>PRIOR YEAR OBLIGATIONS</b>	<b>8,609,798</b>	<b>3,046,147</b>	<b>5,073,406</b>	<b>3,536,392</b>
<b>GRAND TOTAL</b>	<b>28,802,155</b>	<b>3,190,505</b>	<b>6,356,629</b>	<b>22,445,527</b>

Prepared By:



**HEDDA Y. RULONA**  
Department Manager III

Recommending Approval:



**NENA D. RADO**  
SVP and Chief Financial Officer

Approved by:



**AILEEN AN. R. ZOSA**  
Executive Vice-President

05-26-2021

CB2021-0823

**MONTHLY REPORT OF CASH RECEIPTS**  
**For the Period Ended 30 April 2021**  
**(in Php Thousands)**

**Department** : BASES CONVERSION AND DEVELOPMENT AUTHORITY  
**Fund** : CORPORATE FUNDS

CLASSIFICATION/ SOURCES OF RECEIPTS	ACTUAL RECEIPTS				TOTAL COLLECTIONS	CUMULATIVE INCOME	REMARKS
	January	February	March	April			
Lease Proceeds	3,477	691	64,691	94,955	163,814		
Sales Proceeds	1,485				1,485		
Concession Fees	126,924	180,308	98,162	122,896	528,291		
Other Receipts	22,413	1,044,004	1,452,756	442,512	2,961,685		
Dividend Income - FBDC							
NG Subsidy /Equity		983,415	120,730	102,560	1,206,705		
Trust Receipts			1,302,790	293,024	1,595,814		
Interest Income	6,107	14,723	16,974	551	38,356		
Miscellaneous Receipts	16,305	45,866	12,262	46,377	120,810		
Remittance to BTR						2,686,114,488	
Dividends Declaration						810,789,416	
<b>GRAND TOTAL</b>	<b>154,300</b>	<b>1,225,003</b>	<b>1,615,608</b>	<b>660,363</b>	<b>3,655,274</b>	<b>3,496,903,903</b>	


Prepared By:

Recommending Approval:

Approved by:



**HEDDA Y. RULONA**  
 Department Manager III



**NENA D. RADOC**  
 SVP and Chief Financial Officer

05.25.2021



**AILEEN AN. R. ZOSA**  
 Executive Vice-President

05-26-2021

**FINANCIAL REPORT OF OPERATION**  
**For the Period Ended 30 April 2021**  
**(in Php Thousands)**

**Department** : BASES CONVERSION AND DEVELOPMENT AUTHORITY

**Fund** : CORPORATE FUNDS

PARTICULARS	APPROVED BUDGET	OBLIGATIONS INCURRED	BUDGET BALANCE
General Administration and Support Services			
Personal Services	140,484	29,107	111,377
Maintenance and Other Operating Expenses	235,488	3,146	232,341
Capital Outlays - Furniture, Fixtures and Equipment			
Support to Operations			
Personal Services	170,681	33,771	136,909
Maintenance and Other Operating Expenses	468,434	37,762	430,672
Capital Outlays - Furniture, Fixtures and Equipment	33,873		33,873
Operations			
Personal Services	80,510	12,789	67,721
Maintenance and Other Operating Expenses	556,317	4,976	551,342
Projects			
Infrastructure Projects	2,416,740		2,416,740
New Clark City Project	5,029,672	73,247	4,956,425
Clark Airport Expansion Project	1,534,831	39,831	1,495,000
Subic-Clark Railway Project	720,000	2,018	717,982
Subic Clark Tarlac Expressway	1,333,368	562,011	771,357
Replication Projects	4,257,882	297,300	3,960,582
Share of Beneficiary Agencies	2,760,147		2,760,147
Subsidiaries	453,932	187,265	266,667
Prior Year Obligations	8,609,798	5,073,406	3,536,392
<b>GRAND TOTAL</b>	<b>28,802,155</b>	<b>6,356,629</b>	<b>22,445,527</b>


Prepared By:



**HEDDA Y. RULONA**

VP, Budget and Revenue Allocation Department

Recommending Approval:




05.25.2021

**NENA D. RADOC**

SVP and Chief Financial Officer

Approved by:



05-26-2021

**AILEEN AN. R. ZOSA**

Executive Vice-President

CB2021-0821

**MONTHLY CASH PROGRAM**  
**For the Period Ended 30 April 2021**  
**(in Php Thousands)**

**Department** : BASES CONVERSION AND DEVELOPMENT AUTHORITY  
**Fund** : CORPORATE FUNDS


PARTICULARS	ACTUAL				PROJECTION								Total
	JAN	FEB	MAR	APR	MAY	JUN	JUL	AUG	SEP	OCT	NOV	DEC	
Personal Services	11,100	15,530	21,446	27,591	24,349	24,841	23,313	23,313	45,954	23,313	24,769	126,154	391,674
Maintenance and Other Operating Expenses	5,854	28,387	18,785	15,518	87,494	90,757	87,494	87,494	88,982	88,094	88,094	573,055	1,260,007
Share of Beneficiary Agencies					84,722	256,470	284,362	34,053	1,504,393	15,741	158,876	421,530	2,760,147
Capital Outlay													
Furniture, Fixtures and Equipment												33,873	33,873
Infrastructure Projects					1,453,580							963,160	2,416,740
Subic Clark Tarlac Expressway			508,186	53,825					632,182			139,175	1,333,368
New Clark City Project	30,378	4,175	5,301	33,393	10,254	10,254	10,254	10,254	10,254	10,254	10,254	4,884,880	5,029,904
Clark Airport Project		39,831										1,495,000	1,534,831
Replication Project		226,523	60,406	10,371								3,960,582	4,257,882
Subic-Clark Railway Project	72	150	1,524	272								717,982	720,000
Subsidiaries	78,591	98,839		9,835	18,145		23,694			23,694		201,133	453,932
Prior Years Obligations	1,259,555	683,921	83,782	3,046,147	3,536,392								8,609,798
<b>GRAND TOTAL</b>	<b>1,385,551</b>	<b>1,097,355</b>	<b>699,429</b>	<b>3,196,952</b>	<b>5,214,937</b>	<b>382,321</b>	<b>429,117</b>	<b>155,114</b>	<b>2,281,765</b>	<b>161,096</b>	<b>281,993</b>	<b>13,516,525</b>	<b>28,802,155</b>

Prepared By:



**HEDDA Y. RULONA**  
 VP, Budget and Revenue Allocation Department

Recommending Approval:



05.25.2021

**NENA D. RADOC**  
 SVP and Chief Financial Officer

Approved by:



**AILEEN AN. R. ZOSA**  
 Executive Vice-President

05-26-2021

CB2021-0819

**ESTIMATED MONTHLY CASH RECEIPTS**  
**For the Period Ended 30 April 2021**  
**(in Php Thousands)**

**Department** : BASES CONVERSION AND DEVELOPMENT AUTHORITY  
**Fund** : CORPORATE FUNDS

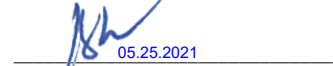
CLASSIFICATION/SOURCES OF RECEIPTS (In Thousands)	ACTUAL				PROJECTION								Total
	JAN	FEB	MAR	APR	MAY	JUN	JUL	AUG	SEP	OCT	NOV	DEC	
Joint Venture Proceeds								3,000,000		306,616			3,306,616
Lease Proceeds	3,477	691	64,691	94,955	208,788	118,723	68,105	8,787	31,482	11,135	9,516	80,436	700,786
Sales Proceeds	1,485				209,760							424,746	635,991
Concession Fees	126,924	180,308	98,162	122,896	87,356	87,356	118,613	87,356	87,356	118,613	87,356	748,871	1,951,167
Other Receipts:													
NG Subsidy /Equity		983,415	120,730	102,560									1,206,705
Dividend Income - FBDC						450,000							450,000
Trust Receipts			1,302,790	293,024									1,595,814
Interest Income	6,107	14,723	16,974	551	9,130	9,130	9,130	9,130	9,130	9,130	9,130	9,130	111,395
Miscellaneous Receipts	16,305	45,866	12,262	46,377	12,145	12,145	12,145	12,145	12,145	12,145	12,145	64,084	269,907
<b>GRAND TOTAL</b>	<b>154,300</b>	<b>1,225,003</b>	<b>1,615,608</b>	<b>660,363</b>	<b>527,179</b>	<b>677,354</b>	<b>207,993</b>	<b>3,117,417</b>	<b>140,113</b>	<b>457,639</b>	<b>118,147</b>	<b>1,327,267</b>	<b>10,228,382</b>

Prepared By:




**HEDDA Y. RULONA**  
 VP, Budget and Revenue Allocation Department

Recommending Approval:



05.25.2021  
**NENA D. RADO**  
 SVP and Chief Financial Officer

Approved by:



05-26-2021  
**AILEEN AN. R. ZOSA**  
 Executive Vice-President

CB2021-0820